

**SONG LOCAL GOVERNMENT AREA
ADAMAWA STATE**

AUDITED FINANCIAL STATEMENTS

FOR THE YEAR ENDED

31ST DECEMBER 2019



Davis, Offiong & Ukah

CHARTERED ACCOUNTANTS

TABLE OF CONTENT

COVER.....	1
TABLE OF CONTENT.....	2
CORPORATE INFORMATION.....	3
STATEMENT OF RESPONSIBILITY FOR THE FINANCIAL STATEMENTS.....	4
AUDIT OPINION.....	5
CASH FLOW STATEMENT.....	6
STATEMENT OF FINANCIAL POSITION.....	7
STATEMENT OF INCOME AND EXPENDITURE.....	8
STATEMENT OF CONSOLIDATED REVENUE FUND	9
STATEMENT OF CAPITAL DEVELOPMENT FUND	10
STATEMENT OF ACCOUNTING POLICIES.....	11
NOTES TO THE FINANCIAL STATEMENTS	12
SCHEDULE OF DETAILED JOINT AND LOCAL GOVERNMENT EXPENDITURE	25

CORPORATE INFORMATION

Executive Council

Hon Gidadi Abdulsalam	Chairman
Hon Simon Audu	Vice chairman

Legislative Council

Hon Fiknan Edson Dulun
Hon Mohammed Ibrahim
Hon Philemon Andrawus
Hon Mahmud A. Manu
Hon Abba Abdullahi
Hon Mohammed Aliyu
Hon Irema Adamu
Hon Kemuel theman
Hon Ismail Adamu
Hon Alhamdu Enock
Hon Adamu Wycliff

Health of Service & Directors

Hajiya HAuwa A. Guruja	Head of Service
Titus Obadiah	Finance & Supply
Hauwa Maliki	General Services and Admin
Sani A. Nidiya	Budget
Umar Garbati	Works
Kabiru HammanJoda	Agric

BANKER


First Bank Nigeria Plc


STATEMENT OF RESPONSIBILITY FOR THE FINANCIAL STATEMENTS

The Financial Statements set out in pages **6 to 10** for the year ended 31st December, 2019 have been prepared in accordance with the provisions of the Finance (Control and Management) Act 1958 as amended, International Public Sector Accounting Standards – IPSAS – Cash Basis, Adamawa State Local Government Audit Law, No. 11 of 2017 (as amended), section 126 of Adamawa State Local Government Law No: 5 of 1999 and section 150 (1) of Local Government Law No: 20 of 1976 and Financial Memoranda (FM) as well as Generally Accepted Accounting Practice. IPSAS one (1) – provides for the fair presentation of Statement of Financial Position, Statement of Financial Performance, Statement of Cash Flows, Statement of Comparison of Budget and Actual and Notes to the Financial Statements. Statements of Consolidated Revenue Fund and Capital Development Fund are provided as additional presentation.

To fulfil accounting and reporting responsibilities of the Treasurer, I ensured the establishment and maintenance of a system of internal controls designed to provide reasonable assurance that the financial statements are free from material misstatement, whether due to fraud or error. The accounting estimates are reasonable and appropriate accounting policies set out in pages 11 were applied. The financial statements have been prepared to meet the information needs of a wide range of users (general purpose financial statements). As a result, the Financial Statements represent a fair presentation of Song Local Government and of its Financial Performance and Cash flows and its operations for the year ended 31st December, 2019.

The responsibility for the preparation of the Financial Statements rests entirely with the Treasury Department of the local government.

 10/6/2020
..... Treasurer

 10/6/2020
..... Chairman



REPORT OF THE INDEPENDENT AUDITORS TO THE COUNCIL MEMBERS OF SONG LOCAL GOVERNMENT COUNCIL

We have audited the financial Statements of Song Local Government Council as at 31st December, 2019, set out on pages 6 to 10 which have been prepared on the basis of the accounting policies on page 11.

Council Responsibility for the Financial Statements:

The Council is responsible for the preparation and fair presentation of these Financial Statements. This responsibility includes, designing, implementing and maintaining Internal Controls relevant to the preparation and fair presentation of Financial Statements that are free from material mis-statement, whether due to fraud or error, selecting and applying appropriate accounting policies, and making accounting estimates that are reasonable in the circumstances.

Auditors' Responsibility:

Our responsibility is to express an opinion on these Financial Statements based on our audit.

Basis of Opinion

We conducted our audit in accordance with International Standards on Auditing as well as the International Standards of Supreme Audit Institutions (ISSAIs). Those standards require that we comply with ethical requirements and plan and perform the audit to obtain reasonable assurance as to whether the financial statements are free from material mis-statement, caused by error, other irregularities.

An audit involves performing procedures to obtain audit evidence about the amounts and disclosures in the Financial Statements. The procedures selected depend on the Auditors' judgment, including the assessment of the risks of material mis-statement of the Financial Statements, whether due to fraud or error. In making those risk assessments, the Auditors consider internal control relevant to the entity's preparation and fair presentation of the Financial Statements in order to design audit procedures that are appropriate in the circumstances. An audit also includes evaluating the appropriateness of accounting policies used and the reasonableness of accounting estimates made by the Council, as well as evaluating the overall presentation of the Financial Statements.

We believe that the audit evidence we have obtained is sufficient and appropriate to provide a basis for our audit opinion.

Opinion:

In our opinion, the Council has kept proper accounting records and the Financial Statements are in agreement with the records in all material respects and given in the prescribed manner, information required. The Financial Statements give a true and fair view of the financial position of Song Local Government council as at 31st December, 2019 and of its financial performance and cash flows for the period ended on that date in accordance with the Statements of Accounting Standards issued by the International Public Sector Accounting Standards (IPSAS - Cash).

SIGNATURE: GERSHOM IWARI DAVIS - FCA (PARTNER) FRC/2014/ICAN/0000006370

FOR: DAVIS, OFFIONG & UKAH CHARTERED ACCOUNTANTS Yola, NIGERIA.

DATE: 10/06/2020



HEAD OFFICE: 2, Eyo Eta Street, P.O. BOX 2641, Calabar, Cross River State. 08037136973 08052439997

ABUJA OFFICE: B Close House 3, Off 69 Road (Opposite Hillside School), Gwarinpa - Abuja. 08038021349

LAGOS OFFICE: 24, Seriki Aro Avenue, Off Obafemi Awolowo way, Ikeja, Lagos. 08063911297 08075051689 08053404483

**SONG LOCAL GOVERNMENT COUNCIL,
ADAMAWA STATE**

CASH FLOW STATEMENT FOR THE YEAR ENDED DECEMBER 31ST, 2019

	2019	2018
	₦	₦
Operating Activities		
Receipts		
Statutory Revenue	2,274,845,504.32	2,307,225,688.36
Independent Revenue	69,166,030.56	72,809,400.00
Total Receipts	2,344,011,534.88	2,380,035,088.36
Payments		
Personnel Cost	(320,084,607.30)	(385,019,529.23)
Overhead Cost	(510,370,413.99)	(711,828,802.80)
Loans and Advances	-	-
Grants and Contributions	(917,384,917.22)	(949,288,799.57)
Subsidies	(31,682,429.49)	(9,826,173.17)
Transfers to Other Funds	-	-
Total Payments	(1,779,522,368.00)	(2,055,963,304.76)
Net Cash flow from Operating Activities	564,489,166.88	324,071,783.60
Investing Activities		
Purchase of Fixed Assets	(1,287,816.39)	(113,409,839.41)
Construction/Provision of Fixed Assets	(54,413,450.93)	(160,499,863.68)
Rehabilitation/Repairs of Fixed Assets	(3,339,737.16)	(19,097,625.20)
Preservation of the Environment	-	-
Acquisition of Non Tangible Assets	-	-
Net Cash Flow from Investing Activities	(59,041,004.48)	(293,007,328.29)
Financing Activities		
Proceeds from Aids and Grants	-	-
Proceeds from External Loans	-	-
Proceeds from Internal Loans	-	-
Proceeds from Other Capital Receipts	-	-
Repayment of Loans	(475,800,316.87)	(29,223,286.49)
Net Cash Flow from Financing Activities	(475,800,316.87)	(29,223,286.49)
Net Surplus/(Deficit) for the Year	29,647,845.53	1,841,168.82
Add: Opening Balance	1,842,197.01	1,028.19
Closing Cash Balance	31,490,042.54	1,842,197.01


**SONG LOCAL GOVERNMENT COUNCIL,
ADAMAWA STATE**

STATEMENT OF FINANCIAL POSITION AS AT DECEMBER 31ST, 2019

	NOTES	2019 #	2018 #
ASSETS			
Cash and Bank Balances	21	31,490,042.54	1,842,197.01
TOTAL ASSETS		31,490,042.54	1,842,197.01
LIABILITIES			
Public Funds	29	31,490,042.54	1,842,197.01
TOTAL LIABILITIES		31,490,042.54	1,842,197.01

 10/6/2020

..... Chairman

 10/6/2020

..... Director Finance

**SONG LOCAL GOVERNMENT COUNCIL,
ADAMAWA STATE
STATEMENT OF INCOME AND EXPENDITURE FOR THE YEAR ENDED
DECEMBER 31ST, 2019**

	NOTES	APPROVED BUDGET 2019	FINAL BUDGET 2019	ACTUAL 2019	VARIANCE	ACTUAL 2018
		₦	₦	₦	₦	₦
OPENING BALANCE				1,842,197.01		1,028.19
Add: Revenue						
REVENUE						
Statutory Revenue	1	2,636,102,202.56	2,636,102,202.56	2,274,845,504.32	(361,256,698.24)	2,307,225,688.36
Independent Revenue	2	78,597,762.00	78,597,762.00	69,166,030.56	(9,431,731.44)	72,809,400.00
Capital Receipts and Other Revenue Sources	3	49,550,600.00	49,550,600.00	-	(49,550,600.00)	-
TOTAL REVENUE		2,764,250,564.56	2,764,250,564.56	2,344,011,534.88	(420,239,029.68)	2,380,035,088.36
EXPENDITURE						
Personnel Cost	10	455,488,774.06	478,398,814.06	320,084,607.30	158,314,206.76	385,019,529.23
Overhead Cost	13	422,452,895.23	690,742,855.23	510,370,413.99	180,372,441.24	711,828,802.80
Loans and Advances	14	10,200,000.00	10,200,000.00	-	10,200,000.00	-
Grants and Contributions	15	268,860,220.26	948,560,220.26	917,384,917.22	31,175,303.04	949,288,799.57
Subsidies	16	18,700,000.00	32,000,000.00	31,682,429.49	317,570.51	9,826,173.17
Public Debt Charges	17	131,805,110.13	476,600,000.00	475,800,316.87	799,683.13	29,223,286.49
TOTAL OPERATING EXPENDITURE		1,307,506,999.67	2,636,501,889.55	2,255,322,684.87	381,179,204.68	2,085,186,591.25
BALANCE FOR THE PERIOD BEFORE CAPITAL EXPENDITURE		1,456,743,564.89	127,748,675.02	90,531,047.02	(801,418,234.36)	294,849,525.30
CAPITAL EXPENDITURE						
Purchase of Fixed Assets	20A	825,394,889.87	2,000,000.00	1,287,816.39	712,183.61	113,409,839.41
Construction/Provision of Fixed Assets	20B	493,500,000.00	57,000,000.00	54,413,450.93	2,586,549.07	160,499,863.68
Rehabilitation/Repairs of Fixed Assets	20C	79,500,000.00	53,500,000.00	3,339,737.16	50,160,262.84	19,097,625.20
Preservation of the Environment	20D	15,248,675.02	15,248,675.02	-	15,248,675.02	-
Acquisition of Non Tangible Assets	20E	43,100,000.00	-	-	-	-
TOTAL CAPITAL EXPENDITURE		1,456,743,564.89	127,748,675.02	59,041,004.48	68,707,670.54	293,007,328.29
TRANSFERS						
Transfers to Other Funds	18A	-	-	-	-	-
Transfers - Payments to Individuals	18B	-	-	-	-	-
TRANSFERS TOTAL		-	-	-	-	-
SURPLUS/(DEFICIT)		- 0.00	-	31,490,042.54		1,842,197.01

**SONG LOCAL GOVERNMENT COUNCIL,
ADAMAWA STATE
STATEMENT OF CONSOLIDATED REVENUE FUND FOR THE YEAR
ENDED DECEMBER 31ST, 2019**

	NOTES	APPROVED BUDGET 2019	FINAL BUDGET 2019	ACTUAL 2019	VARIANCE	ACTUAL 2018
		₦	₦	₦	₦	₦
OPENING BALANCE		-	-	-	-	1,028.19
Add: Revenue						
REVENUE						
Statutory Revenue	1	2,636,102,202.56	2,636,102,202.56	2,274,845,504.32	(361,256,698.24)	2,307,225,688.36
Independent Revenue	2	78,597,762.00	78,597,762.00	69,166,030.56	(9,431,731.44)	72,809,400.00
TOTAL REVENUE		2,714,699,964.56	2,714,699,964.56	2,344,011,534.88	(370,688,429.68)	2,380,036,116.55
EXPENDITURE						
Personnel Cost	10	455,488,774.06	478,398,814.06	320,084,607.30	158,314,206.76	385,019,529.23
Government Contribution to Pension	11	-	-	-	-	-
Social Benefits	12	-	-	-	-	-
Overhead Cost	13	422,452,895.23	690,742,855.23	510,370,413.99	180,372,441.24	711,828,802.80
Loans and Advances	14	10,200,000.00	10,200,000.00	-	10,200,000.00	-
Grants and Contributions	15	268,860,220.26	948,560,220.26	917,384,917.22	31,175,303.04	949,288,799.57
Subsidies	16	18,700,000.00	32,000,000.00	31,682,429.49	317,570.51	9,826,173.17
Public Debt Charges	17	131,805,110.13	476,600,000.00	475,800,316.87	799,683.13	29,223,286.49
Below the Line Payments	19	-	-	-	-	-
TOTAL OPERATING EXPENDITURE		1,307,506,999.67	2,636,501,889.55	2,255,322,684.87	381,179,204.68	2,085,186,591.25
BALANCE FOR THE PERIOD BEFORE TRANSFERS				88,688,850.01		294,849,525.30
TRANSFERS						
Transfer to Capital Development Fund				(60,000,000.00)		(294,849,525.30)
Transfer from Capital Development Fund		-	-	-	-	-
TRANSFERS TOTAL		-	-	(60,000,000.00)	-	(294,849,525.30)
CLOSING BALANCE		-	-	28,688,850.01	-	-

**SONG LOCAL GOVERNMENT COUNCIL,
ADAMAWA STATE
STATEMENT OF CAPITAL DEVELOPMENT FUND FOR THE YEAR ENDED
DECEMBER 31ST, 2019**

	NOTES	APPROVED BUDGET 2019	FINAL BUDGET 2019	ACTUAL 2019	VARIANCE	ACTUAL 2018
		₦	₦	₦	₦	₦
OPENING BALANCE		-	-	1,842,197.01	-	-
Add: Revenue (Capital Receipts)						
Transfer from Consolidated Revenue Fund				60,000,000.00		294,849,525.30
Capital Receipts and Other Revenue Sources	3	49,550,600.00	49,550,600.00	-	(49,550,600.00)	-
CAPITAL RECEIPTS SUB-TOTAL		49,550,600.00	49,550,600.00	60,000,000.00	(49,550,600.00)	294,849,525.30
Transfer to Consolidated Revenue Fund		-	-	-	-	-
TOTAL CAPITAL REVENUE AVAILABLE		49,550,600.00	49,550,600.00	61,842,197.01		294,849,525.30
CAPITAL EXPENDITURE						
Purchase of Fixed Assets - General	20A	825,394,889.87	2,000,000.00	1,287,816.39	712,183.61	113,409,839.41
Construction/Provision of Fixed Assets - General	20B	493,500,000.00	57,000,000.00	54,413,450.93	2,586,549.07	160,499,863.68
Rehabilitation/Repairs of Fixed Assets - General	20C	79,500,000.00	53,500,000.00	3,339,737.16	50,160,262.84	19,097,625.20
Preservation of the Environment - Gneral	20D	15,248,675.02	15,248,675.02	-	15,248,675.02	-
Acquisition of Non Tangible Assets	20E	43,100,000.00	-	-	-	-
TOTAL CAPITAL EXPENDITURE		1,456,743,564.89	127,748,675.02	59,041,004.48	68,707,670.54	293,007,328.29
CLOSING BALANCE		-	-	2,801,192.53		1,842,197.01

STATEMENT OF ACCOUNTING POLICIES

The following are the summaries of the significant accounting policies adopted by Song Local Government Council of Adamawa State in the preparation of the accounts.

a. Statement of Compliance and Basis of Preparation

The financial statements have been prepared in accordance with and comply with International Public Sector Accounting Standards (IPSAS). The accounting policies have been consistently applied to all the years presented.

The financial statements have been prepared on the basis of historical cost, unless stated otherwise. The cash flow statement is prepared using the direct method. The financial statements are prepared on Cash Basis.

b. Revenue

Revenue from Federation Account Allocation Committee (FAAC), Independent Revenue, Capital Receipts and Other Revenues were recognized in the year they were actually received.

c. Recurrent Expenditure

They were considered in the financial statements in the year that payments were made.

d. Capital Expenditure

Expenditure of capital in nature were written off in the same year they were charged to the account.

NOTES TO THE FINANCIAL STATEMENTS

NOTES	DESCRIPTION	FDN	APPROVED BUDGET 2019	FINAL BUDGET 2019	ACTUAL 2019	VARIANCE	ACTUAL 2018
			₦	₦	₦	₦	₦
1	GOVERNMENT SHARE OF FAAC (STATUTORY REVENUE)	1					
	Local Government Share of FAAC		2,117,173,903.90	2,117,173,903.90	1,793,708,689.06	(323,465,214.84)	1,852,295,628.96
	Allocation from State Government		-	-	-	-	-
	Excess Petroleum Profit Tax (PPT Revenue)		-	-	-	-	8,216,470.01
	Exchange Difference		-	-	56,107,833.18	56,107,833.18	49,503,424.18
	Refund from Paris Club		-	-	-	-	-
	Recovered Excess Bank Charges		-	-	-	-	924,548.76
	Equalisation		-	-	-	-	-
	Budget Augmentation		-	-	-	-	-
	Refund From Federal Government		-	-	-	-	-
	Stabilization Fund Receipts		56,582,413.84	56,582,413.84	-	(56,582,413.84)	-
	Local Government Share of VAT		452,954,459.60	452,954,459.60	425,028,982.08	(27,925,477.52)	396,285,616.45
	Local Government Share of Excess Crude Account		9,391,425.22	9,391,425.22	-	(9,391,425.22)	-
	STATUTORY REVENUE TOTAL		2,636,102,202.56	2,636,102,202.56	2,274,845,504.32	(361,256,698.24)	2,307,225,688.36
2	INDEPENDENT REVENUE						
	Personal Taxes	2A	4,047,150.00	4,047,150.00	8,332,030.56	4,284,880.56	21,843,000.00
	Licences - General	2B	15,944,307.00	15,944,307.00	15,267,300.00	(677,007.00)	17,474,300.00
	Fees - General	2E	16,691,415.00	16,691,415.00	17,265,800.00	574,385.00	8,008,900.00
	Fines - General	2F	281,290.00	281,290.00	327,200.00	45,910.00	5,824,700.00
	Sales - General	2G	7,105,000.00	7,105,000.00	7,560,100.00	455,100.00	6,552,900.00
	Earnings - General	2H	20,098,400.00	20,098,400.00	10,940,000.00	(9,158,400.00)	2,184,300.00
	Rent on Government Buildings - General	2I	7,351,000.00	7,351,000.00	7,274,200.00	(76,800.00)	-
	Rent on Land & Others - General	2J	4,450,000.00	4,450,000.00	2,199,400.00	(2,250,600.00)	-
	Repayments - General	2K	-	-	-	-	-
	Investment Income	2L	-	-	-	-	-
	Interest Earned	2M	-	-	-	-	-
	Rates	2O	782,000.00	782,000.00	-	(782,000.00)	5,824,700.00
	Miscellaneous	2P	1,847,200.00	1,847,200.00	-	(1,847,200.00)	5,096,600.00
	INDEPENDENT REVENUE TOTAL		78,597,762.00	78,597,762.00	69,166,030.56	(9,431,731.44)	72,809,400.00
3	OTHER REVENUE SOURCES AND CAPITAL RECEIPTS						
	Domestic Aids	3A	-	-	-	-	-
	Foreign Aids	3B	-	-	-	-	-
	Domestic Grants	3C	49,000,600.00	49,000,600.00	-	(49,000,600.00)	-
	Foreign Grants	3D	-	-	-	-	-
	Transfer From CRF to CDF	4	-	-	-	-	-
	Other Capital Receipts	5	-	-	-	-	-
	Domestic Loans/ Borrowings Receipt	6A	-	-	-	-	-
	International Loans/ Borrowings Receipt	6B	-	-	-	-	-
	Debt Forgiveness	7	-	-	-	-	-
	Extraordinary Items	8	550,000.00	550,000.00	-	(550,000.00)	-
	OTHER REVENUE SOURCES AND CAPITAL RECEIPTS - TOTAL		49,550,600.00	49,550,600.00	-	(49,550,600.00)	-
	TOTAL REVENUE		2,764,250,564.56	2,764,250,564.56	2,344,011,534.88	(420,239,029.68)	2,380,035,088.36

NOTES TO THE FINANCIAL STATEMENTS CONT'D

NN	ECONOMIC CODE	DESCRIPTION	APPROVED BUDGET 2019	APPROVED BUDGET 2019	ACTUAL 2019	VARIANCE	ACTUAL 2018
			₦	₦	₦	₦	₦
	1	REVENUE					
	11	GOVERNMENT SHARE OF FAAC (STATUTORY REVENUE)					
1	1101	GOVERNMENT SHARE OF FAAC (STATUTORY REVENUE)					
	110101	LOCAL GOVERNMENT SHARE OF FAAC					
	11010101	Local Government Share of FAAC	2,117,173,903.90	2,117,173,903.90	1,793,708,689.06	(323,465,214.84)	1,852,295,628.96
	11010104	Allocation from State Government	-	-	-	-	-
	11010105	Excess Petroleum Profit Tax (PPT Revenue)	-	-	-	-	8,216,470.01
	11010106	Exchange Difference	-	-	56,107,833.18	56,107,833.18	49,503,424.18
	11010107	Refund from Paris Club	-	-	-	-	-
	11010108	Recovered Excess Bank Charges	-	-	-	-	924,548.76
	11010109	Equalisation	-	-	-	-	-
	11010110	Budget Augmentation	-	-	-	-	-
	11010111	Refund from Federal Government	-	-	-	-	-
	11010112	Stabilization Fund Receipts	56,582,413.84	56,582,413.84	-	(56,582,413.84)	-
	110102	GOVERNMENT SHARE OF VAT					
	11010201	Local Government Share of VAT	452,954,459.60	452,954,459.60	425,028,982.08	(27,925,477.52)	396,285,616.45
	110103	GOVERNMENT SHARE OF EXCESS CRUDE ACCOUNT					
	11010303	Local Government Share of Excess Crude Account	9,391,425.22	9,391,425.22	-	(9,391,425.22)	-
		STATUTORY REVENUE TOTAL	2,636,102,202.56	2,636,102,202.56	2,274,845,504.32	(361,256,698.24)	2,307,225,688.36
2	12	INDEPENDENT REVENUE					
	1201	TAX REVENUE					
2A	120101	PERSONAL TAXES					
	12010101	Community Development/Poll Tax	475,500.00	475,500.00	4,157,530.56	3,682,030.56	5,050,900.00
	12010104	Arrears: Community or Poll Tax	112,300.00	112,300.00	130,600.00	18,300.00	961,300.00
	12010105	Dev. Tax or Levy	230,000.00	230,000.00	267,500.00	37,500.00	3,135,600.00
	12010106	Arrears: Dev. Tax or Levy	-	-	-	-	410,300.00
	12010107	Cattle Tax (Where Applicable)	2,353,600.00	2,353,600.00	2,737,400.00	383,800.00	5,512,800.00
	12010108	Arrears: Cattle Tax (Where Applicable)	-	-	-	-	3,636,200.00
	12010109	Other Special Service Taxes (E.G. Electricity, Water, or Night Guard Rate)	-	-	-	-	-
	12010110	Arrears: Other Special Service Taxes (E.G. Electricity, Water, or Night Guard Rate)	-	-	-	-	3,135,900.00
	12010111	Produce Sales Tax	875,750.00	875,750.00	1,039,000.00	163,250.00	-
	12010112	Entertainment Tax	-	-	-	-	-
		PERSONAL TAXES TOTAL	4,047,150.00	4,047,150.00	8,332,030.56	4,284,880.56	21,843,000.00
	1202	NON-TAX REVENUE					
2B	120201	LICENCES - GENERAL					
	12020102	Goldsmiths & Gold Dealer Licenses	-	-	-	-	349,000.00
	12020105	Radio/Television Station Licenses	141,000.00	141,000.00	-	(141,000.00)	681,700.00
	12020107	Boats & Canoe (Small Craft) License	221,360.00	221,360.00	32,000.00	(189,360.00)	146,800.00
	12020109	Registration of Voluntary Organizations	-	-	-	-	-
	12020110	Inland Water-Way License	-	-	-	-	-
	12020111	Bake House License	351,100.00	351,100.00	408,400.00	57,300.00	750,200.00
	12020112	Bicycles License & Hire Permits	151,760.00	151,760.00	176,500.00	24,740.00	228,400.00
	12020113	Brickmaking, Etc License	750,000.00	750,000.00	872,300.00	122,300.00	-
	12020114	Cart Licenses	344,600.00	344,600.00	49,900.00	(294,700.00)	201,600.00
	12020115	Dane Gun Licenses	326,322.00	326,322.00	47,200.00	(279,122.00)	317,100.00
	12020116	Cattle Dealer Licenses	166,600.00	166,600.00	1,817,900.00	1,651,300.00	346,700.00
	12020117	Dried Fish & Meat Licenses	210,100.00	210,100.00	30,400.00	(179,700.00)	217,100.00
	12020118	Pet (Dog) Licenses	151,840.00	151,840.00	22,000.00	(129,840.00)	152,700.00
	12020119	Fishing Permits	200,000.00	200,000.00	28,900.00	(171,100.00)	-
	12020120	Hawker'S Permits	453,650.00	453,650.00	527,600.00	73,950.00	515,000.00
	12020121	Hunting Permits	-	-	-	-	235,400.00
	12020122	Produce Buying Licenses	2,210,300.00	2,210,300.00	2,570,800.00	360,500.00	2,146,400.00
	12020123	Animal Health Certificate Licenses	85,000.00	85,000.00	98,900.00	13,900.00	-
	12020124	Abattoir/Slaughter Licenses	1,450,660.00	1,450,660.00	1,687,200.00	236,540.00	856,800.00
	12020125	Renewal of Fisher Licenses	-	-	-	-	-
	12020126	Hiring Services	-	-	-	-	149,200.00
	12020127	Borehole Drilling Licenses	465,600.00	465,600.00	541,500.00	75,900.00	-
	12020129	Cinematograph Licenses	130,500.00	130,500.00	18,900.00	(111,600.00)	153,500.00
	12020130	Liquor Licenses	1,176,110.00	1,176,110.00	170,100.00	(1,006,010.00)	769,700.00
	12020136	Trade Permit Licenses	3,815,675.00	3,815,675.00	4,438,000.00	622,325.00	6,014,000.00
	12020137	Motor Cycle Licence	910,000.00	910,000.00	1,058,400.00	148,400.00	-
	12020138	Hackney Permit Licence	186,000.00	186,000.00	216,300.00	30,300.00	-
	12020139	Buki Cigarettes Licence	155,280.00	155,280.00	180,600.00	25,320.00	139,300.00
	12020140	Auctioneer Licence	-	-	-	-	129,600.00
	12020141	Registration of Septic Tank Dislodging	-	-	-	-	398,100.00
	12020142	Pit Sawing Licence	1,890,850.00	1,890,850.00	273,500.00	(1,617,350.00)	2,576,000.00
		LICENCES TOTAL	15,944,307.00	15,944,307.00	15,267,300.00	(677,007.00)	17,474,300.00

2019 Financial Statements of Song Local Government Council

NOTES TO THE FINANCIAL STATEMENTS CONT'D

2E	120204	FEES - GENERAL						
	12020404	Trade Union Fees	1,230,000.00	1,230,000.00	1,430,600.00	200,600.00	-	-
	12020417	Contractor Registration Fees	-	-	-	-	-	-
	12020418	Marriage/ Divorce Fees	-	-	-	-	-	154,800.00
	12020419	Attestation of Bachelorhood & Spinsterhood Fees	-	-	-	-	-	-
	12020425	Disinfection of Produce Fees	3,305,700.00	3,305,700.00	3,844,800.00	539,100.00	-	211,500.00
	12020426	Court Summons Fees	100,000.00	100,000.00	756,000.00	656,000.00	-	-
	12020427	Tender Fees	-	-	-	-	-	-
	12020436	Bill Board Advertisement Fees	80,000.00	80,000.00	93,000.00	13,000.00	-	-
	12020440	Medical Consultancy Fees	-	-	-	-	-	-
	12020441	Laboratory Fees	600,750.00	600,750.00	698,700.00	97,950.00	-	918,900.00
	12020442	Association Fees	450,000.00	450,000.00	523,400.00	73,400.00	-	-
	12020443	Birth & Death Registration Fees	755,220.00	755,220.00	878,400.00	123,180.00	-	491,100.00
	12020444	Burial Fees	-	-	-	-	-	158,200.00
	12020445	Change of Ownership Fees	2,375,715.00	2,375,715.00	2,763,200.00	387,485.00	-	3,564,000.00
	12020446	Agricultural/Vetinary Services Fees	-	-	-	-	-	-
	12020448	Development Levies	300,000.00	300,000.00	348,900.00	48,900.00	-	-
	12020449	Business/Trade Operating Fees	4,638,530.00	4,638,530.00	4,736,600.00	98,070.00	-	315,900.00
	12020450	Inspection Fees	-	-	-	-	-	-
	12020451	Timber & Forest Fees	1,350,500.00	1,350,500.00	-	(1,350,500.00)	-	-
	12020453	Applications Fees	25,000.00	25,000.00	29,100.00	4,100.00	-	-
	12020454	Parking Fees	-	-	-	-	-	-
	12020455	Learning Driving Test Fees	480,000.00	480,000.00	-	(480,000.00)	-	-
	12020456	Wharf Landing Fees	-	-	-	-	-	610,500.00
	12020457	Entertainment, Drumming and Temporary Both Permit Fees	-	-	-	-	-	67,700.00
	12020458	Control of Noise Permit Fees	-	-	-	-	-	172,300.00
	12020459	Naming of Street Registration Fees	-	-	-	-	-	197,900.00
	12020460	Tent At Sea Beech Permit Fees	-	-	-	-	-	226,600.00
	12020461	Beggars Minstrel Fees	-	-	-	-	-	-
	12020462	Open Air Preaching Permit Fees	-	-	-	-	-	-
	12020463	Dislodging of Septic Tank Charges	-	-	-	-	-	161,000.00
	12020464	Night Soil Disposal/Depot Fees	1,000,000.00	1,000,000.00	1,163,100.00	163,100.00	-	107,600.00
	12020465	Registration of Night Soil Contractors Fees	-	-	-	-	-	279,100.00
	12020466	Vault Fees	-	-	-	-	-	226,900.00
	12020467	Sand Dredging Fees	-	-	-	-	-	144,900.00
		FEES TOTAL	16,691,415.00	16,691,415.00	17,265,800.00	574,385.00		8,008,900.00
2F	120205	FINES - GENERAL						
	12020501	Towing of Vehicle Fines and Fees	281,290.00	281,290.00	327,200.00	45,910.00	-	2,511,900.00
	12020502	Fines on Overdue Lost Library Books	-	-	-	-	-	-
	12020503	Impounding of Animals Fines	-	-	-	-	-	3,312,800.00
		FINES TOTAL	281,290.00	281,290.00	327,200.00	45,910.00		5,824,700.00
2G	120206	SALES - GENERAL						
	12020601	Sales of Journal & Publications	-	-	-	-	-	-
	12020603	Sales of ID Cards	605,000.00	605,000.00	-	(605,000.00)	-	-
	12020604	Sales of Stores/Scraps/Unservicable Items	5,690,000.00	5,690,000.00	6,618,000.00	928,000.00	-	6,552,900.00
	12020605	Sales of Vaccines	-	-	-	-	-	-
	12020607	Sales of Consultancy Registration Forms	-	-	-	-	-	-
	12020608	Sales of Improved Seeds/Chemical	-	-	-	-	-	-
	12020609	Proceeds from Sales of Farm Produce	810,000.00	810,000.00	942,100.00	132,100.00	-	-
	12020610	Proceeds from Sales of Goods By Public Auctions	-	-	-	-	-	-
	12020611	Proceeds from Sales of Govt. Vehicles	-	-	-	-	-	-
	12020612	Proceeds from Sales of Drugs and Medications	-	-	-	-	-	-
	12020614	Sales of Govt. Buildings	-	-	-	-	-	-
	12020615	Sales of Uniforms	-	-	-	-	-	-
		SALES TOTAL	7,105,000.00	7,105,000.00	7,560,100.00	455,100.00		6,552,900.00
2H	120207	EARNINGS -GENERAL						
	12020701	Earnings from Consultancy Services	-	-	-	-	-	-
	12020702	Earnings from Laboratory Services	-	-	-	-	-	-
	12020703	Earnings from Hire of Plants & Equipment	8,311,250.00	8,311,250.00	1,419,400.00	(6,891,850.00)	-	-
	12020704	Earnings from the Use of Govt. Vehicles	900,000.00	900,000.00	-	(900,000.00)	-	-
	12020705	Earnings from the Use of Govt. Halls	-	-	-	-	-	-
	12020706	Earnings from Toll Gates	-	-	-	-	-	-
	12020707	Earnings from Medical Services	600,000.00	600,000.00	-	(600,000.00)	-	-
	12020708	Earnings from Agricultural Produce	5,260,000.00	5,260,000.00	6,117,800.00	857,800.00	-	-
	12020709	Earnings from Tourism/Culture/Arts Centres	-	-	-	-	-	-
	12020710	Earnings from Guest Houses	2,400,000.00	2,400,000.00	347,200.00	(2,052,800.00)	-	-
	12020711	Earnings from Commercial Activities	1,377,150.00	1,377,150.00	1,601,700.00	224,550.00	-	2,184,300.00
	12020712	Earnings from Environmental Sanitation Services	1,250,000.00	1,250,000.00	1,453,900.00	203,900.00	-	-
		EARNINGS TOTAL	20,098,400.00	20,098,400.00	10,940,000.00	(9,158,400.00)		2,184,300.00

NOTES TO THE FINANCIAL STATEMENTS CONT'D

2I	120208	RENT ON GOVERNMENT BUILDINGS - GENERAL						
	12020801	Rent on Govt. Quarters	6,000,000.00	6,000,000.00	-	(6,000,000.00)	-	-
	12020802	Rent on Govt. Offices	-	-	-	-	-	-
	12020803	Rent on Govt Buildings	1,351,000.00	1,351,000.00	7,274,200.00	5,923,200.00	-	-
	12020804	Rent on Conference Centres	-	-	-	-	-	-
	12020805	Rent on Building At Aerodromes	-	-	-	-	-	-
		RENT ON GOVERNMENT BUILDINGS TOTAL	7,351,000.00	7,351,000.00	7,274,200.00	(76,800.00)		
			-	-	-	-	-	-
2J	120209	RENT ON LAND & OTHERS - GENERAL						
	12020901	Rent on Govt. Land	1,600,000.00	1,600,000.00	2,199,400.00	599,400.00	-	-
	12020903	Rents & Premium on the Allocation of Land	-	-	-	-	-	-
	12020904	Rents of Plots & Sites Services Programme	1,600,000.00	1,600,000.00	-	(1,600,000.00)	-	-
	12020905	Lease Rental	1,250,000.00	1,250,000.00	-	(1,250,000.00)	-	-
	12020906	Rents on Govt. Properties	-	-	-	-	-	-
		RENT ON LAND & OTHERS TOTAL	4,450,000.00	4,450,000.00	2,199,400.00	(2,250,600.00)		
			-	-	-	-	-	-
2K	120210	REPAYMENTS - GENERAL						
	12021002	Motor Vehicle Advances	-	-	-	-	-	-
	12021003	Bicycle Advances (Principal)	-	-	-	-	-	-
	12021004	Motor Vehicle Refurbishing Loan	-	-	-	-	-	-
	12021005	House Refurbishing Loan	-	-	-	-	-	-
	12021006	Refunds	-	-	-	-	-	-
		REPAYMENTS TOTAL	-	-	-	-	-	-
			-	-	-	-	-	-
2L	120211	INVESTMENT INCOME						
	12021101	Operating Surplus	-	-	-	-	-	-
	12021102	Dividend Received	-	-	-	-	-	-
	12021103	Other Investment Income	-	-	-	-	-	-
		INVESTMENT INCOME TOTAL	-	-	-	-	-	-
			-	-	-	-	-	-
2M	120212	INTEREST EARNED						
	12021201	Motor Vehicle Advances	-	-	-	-	-	-
	12021202	Bicycle Advances (Interest)	-	-	-	-	-	-
	12021203	Refurbishing Loan	-	-	-	-	-	-
	12021204	Furniture Loan	-	-	-	-	-	-
	12021205	Interest on Housing Loan	-	-	-	-	-	-
	12021206	Interest on Loans to States	-	-	-	-	-	-
	12021207	Interest on Loans to Lgas	-	-	-	-	-	-
	12021208	Interest on Loans to Government Owned Companies	-	-	-	-	-	-
	12021209	Interest on Debenture Loans	-	-	-	-	-	-
	12021210	Bank Interest	-	-	-	-	-	-
	12021211	Gains on Foreign Exchange	-	-	-	-	-	-
		INTEREST EARNED TOTAL	-	-	-	-	-	-
			-	-	-	-	-	-
2O	120214	RATES						
	12021401	Tenement Rate	440,000.00	440,000.00	-	(440,000.00)	1,459,000.00	-
	12021402	Penalty For Tenement Rate	100,000.00	100,000.00	-	(100,000.00)	554,000.00	-
	12021403	Areas of Tenement Rate	-	-	-	-	1,527,300.00	-
	12021404	Ground Rent	242,000.00	242,000.00	-	(242,000.00)	2,284,400.00	-
	12021405	Federal Government Grant in Lieu of Tenement Rate	-	-	-	-	-	-
	12021406	State Government Grant in Lieu of Tenement Rate	-	-	-	-	-	-
		RATES TOTAL	782,000.00	782,000.00	-	(782,000.00)	5,824,700.00	
			-	-	-	-	-	-
2P	120215	MISCELLANEOUS						
	12021501	Mortuary Hearse and Cementry Earnings	-	-	-	-	-	-
	12021502	Recovery of Losses and Overpayments	450,800.00	450,800.00	-	(450,800.00)	1,749,900.00	-
	12021503	Payment in Lieu of Registration Notices	-	-	-	-	3,346,700.00	-
	12021504	Unclaimed Deposit	350,000.00	350,000.00	-	(350,000.00)	-	-
	12021505	Indigene Certificate	1,046,400.00	1,046,400.00	-	(1,046,400.00)	-	-
		MISCELLANEOUS TOTAL	1,847,200.00	1,847,200.00	-	(1,847,200.00)	5,096,600.00	
			-	-	-	-	-	-
3	13	AID AND GRANTS						
	1301	AID						
3A	130101	DOMESTIC AIDS						
	13010101	Current Domestic Aids	-	-	-	-	-	-
	13010102	Capital Domestic Aids	-	-	-	-	-	-
		DOMESTIC AIDS TOTAL	-	-	-	-	-	-

NOTES TO THE FINANCIAL STATEMENTS CONT'D

3B	130102	FOREIGN AIDS	-	-	-	-	-
	13010201	Current Foreign Aids	-	-	-	-	-
	13010202	Capital Foreign Aids	-	-	-	-	-
		FOREIGN AIDS TOTAL	-	-	-	-	-
3C	130203	DOMESTIC GRANTS	-	-	-	-	-
	13020301	Current Domestic Grants	49,000,600.00	49,000,600.00	-	(49,000,600.00)	-
	13020302	Capital Domestic Grants	-	-	-	-	-
		DOMESTIC GRANTS TOTAL	49,000,600.00	49,000,600.00	-	(49,000,600.00)	-
3D	130204	FOREIGN GRANTS	-	-	-	-	-
	13020401	Current Foreign Grants	-	-	-	-	-
	13020402	Capital Foreign Grants	-	-	-	-	-
		FOREIGN GRANTS TOTAL	-	-	-	-	-
4	14	CAPITAL DEVELOPMENT FUND (CDF) RECEIPTS	-	-	-	-	-
	1401	TRANSFER FROM CONSOLIDATED REVENUE FUND TO CDF	-	-	-	-	-
	140101	TRANSFER FROM CONSOLIDATED REVENUE FUND TO CDF	-	-	-	-	-
	14010101	Transfer from CRF to CDF	-	-	-	-	-
		TRANSFER TO CDF TOTAL	-	-	-	-	-
5	1402	OTHER CAPITAL RECEIPTS	-	-	-	-	-
	140202	OTHER CAPITAL RECEIPTS	-	-	-	-	-
	14020201	Other Capital Receipts to CDF	-	-	-	-	-
	14020202	Sale of Fixed Assets	-	-	-	-	-
		OTHER CAPITAL RECEIPTS TOTAL	-	-	-	-	-
6	1403	LOANS/ BORROWINGS RECEIPT	-	-	-	-	-
6A	140301	DOMESTIC LOANS/ BORROWINGS RECEIPT	-	-	-	-	-
	14030301	Domestic Loans/ Borrowings from Financial Institutions	-	-	-	-	-
	14030302	Domestic Loans/ Borrowings from Other Government Entities	-	-	-	-	-
	14030303	Domestic Loans/ Borrowings from Other Entities/ Organisations	-	-	-	-	-
		DOMESTIC LOANS/ BORROWINGS TOTAL	-	-	-	-	-
6B	140302	INTERNATIONAL LOANS/ BORROWINGS RECEIPT	-	-	-	-	-
	14030201	International Loans/ Borrowings from Financial Institutions	-	-	-	-	-
	14030202	International Loans/ Borrowings from Other Government Entities	-	-	-	-	-
	14030203	International Loans/ Borrowings from Other Entities/ Organisations	-	-	-	-	-
		INTERNATIONAL LOANS/ BORROWINGS TOTAL	-	-	-	-	-
7	1404	DEBT FORGIVENESS	-	-	-	-	-
7A	140401	FOREIGN DEBT FORGIVENESS	-	-	-	-	-
	14040101	Foreign Debt Forgiveness	-	-	-	-	-
7B	140402	DOMESTIC DEBT FORGIVENESS	-	-	-	-	-
	14040201	Domestic Debt Forgiveness	-	-	-	-	-
		DEBT FORGIVENESS TOTAL	-	-	-	-	-
8	1407	EXTRAORDINARY ITEMS	-	-	-	-	-
	140701	EXTRAORDINARY ITEMS	-	-	-	-	-
	14070101	Extraordinary Items	550,000.00	550,000.00	-	(550,000.00)	-
	14070102	Unspecified Revenue	-	-	-	-	-
		EXTRAORDINARY ITEMS TOTAL	550,000.00	550,000.00	-	(550,000.00)	-

NOTES TO THE FINANCIAL STATEMENTS CONT'D

NOTES	ECONOMIC CODE	DESCRIPTION	FDN	APPROVED BUDGET 2019	FINAL BUDGET 2019	ACTUAL 2019	VARIANCE	ACTUAL 2018
				₱	₱	₱	₱	₱
	2	EXPENDITURES						
10	21	Personnel Cost	10					
	21010101	Salary (Excluding CRF Charges Salaries/Allowances)	10A	262,591,467.61	339,501,507.61	318,020,797.78	21,480,709.83	310,950,408.09
	21010102	Overtime payments	10A	-	-	-	-	-
	21010103	Consolidated Revenue Charges - Salaries/Allowances	10A	63,317,678.24	9,317,678.24	2,063,809.52	7,253,868.72	42,553,747.77
	21010130	Salary Arrears	10A	-	-	-	-	-
	210201	Allowances	10B	129,579,628.21	129,579,628.21	-	129,579,628.21	31,515,373.37
	210202	Social Contributions	10C	-	-	-	-	-
		Personnel Cost Total		455,488,774.06	478,398,814.06	320,084,607.30	158,314,206.76	385,019,529.23
11	21020202	Government Contribution to Pension	11	-	-	-	-	-
12	220101	Social Benefits	12	-	-	-	-	-
13	2202	Overhead Cost						
	220201	Travels and Transport - General	13A	47,050,000.00	28,480,960.00	27,623,740.99	857,219.01	76,907,129.66
	220202	Utilities - General	13B	20,050,000.00	11,029,000.00	8,222,782.20	2,806,217.80	12,606,149.35
	220203	Materials and Supplies - General	13C	36,430,000.00	147,330,000.00	101,807,453.17	45,522,546.83	142,720,400.19
	220204	Maintenance Services - General	13D	64,180,000.00	50,480,000.00	28,529,912.15	21,950,087.85	10,043,028.21
	220205	Training - General	13E	46,600,000.00	47,600,000.00	30,694,261.36	16,905,738.64	211,797,391.94
	220206	Other Services - General	13F	59,100,000.00	141,780,000.00	125,451,287.58	16,328,712.42	110,107,342.25
	220207	Consulting and Professional Services	13G	45,800,000.00	75,500,000.00	53,848,448.04	21,651,551.96	98,055,144.38
	220208	Fuel and Lubricants	13H	13,040,000.00	13,040,000.00	823,924.80	12,216,075.20	2,101,024.89
	220209	Financial Charges	13I	14,272,895.23	119,272,895.23	113,804,405.72	5,468,489.51	31,285.74
	220210	Miscellaneous Expenses	13J	75,930,000.00	56,230,000.00	19,564,197.99	36,665,802.01	47,459,906.19
		Overhead Cost Total		422,452,895.23	690,742,855.23	510,370,413.99	180,372,441.24	711,828,802.80
14	2203	Loans and Advances						
	220301	Staff Loans and Advances	14A	10,200,000.00	10,200,000.00	-	10,200,000.00	-
		Loans and Advances Total		10,200,000.00	10,200,000.00	-	10,200,000.00	-
15	2204	Grants and Contributions						
	220401	Local Grants and Contributions	15A	268,860,220.26	948,560,220.26	917,384,917.22	31,175,303.04	949,288,799.57
	220402	Foreign Grants and Contributions	15B	-	-	-	-	-
		Grants and Contributions Total		268,860,220.26	948,560,220.26	917,384,917.22	31,175,303.04	949,288,799.57
16	2205	Subsidies						
	220501	Subsidy to Government Owned Companies & Parastatals	16A	18,700,000.00	32,000,000.00	31,682,429.49	317,570.51	9,826,173.17
	220502	Subsidy to Private Companies	16B	-	-	-	-	-
		Subsidies Total		18,700,000.00	32,000,000.00	31,682,429.49	317,570.51	9,826,173.17
17	2206	Public Debt Charges						
	220601	Foreign Interest/Discount - Treasury Bill	17A	-	-	-	-	-
	220602	Domestic Interest/Discount	17B	131,805,110.13	-	-	-	29,223,286.49
	220603	Interest - Internal Public Debt	17C	-	476,600,000.00	475,800,316.87	799,683.13	-
		Public Debt Charges Total		131,805,110.13	476,600,000.00	475,800,316.87	799,683.13	29,223,286.49
18	2207	Transfers						
	220701	Transfers to Other Funds	18A	-	-	-	-	-
	220702	Transfers - Payments to Individuals	18B	-	-	-	-	-
		Transfers - Total		-	-	-	-	-
19	220801	Below the Line Payments	19					
		BTL Payments Total		-	-	-	-	-
20	23	Capital Expenditure						
	230101	Purchase of Fixed Assets	20A	825,394,889.87	2,000,000.00	1,287,816.39	712,183.61	113,409,839.41
	230201	Construction/Provision of Fixed Assets	20B	493,500,000.00	57,000,000.00	54,413,450.93	2,586,549.07	160,499,863.68
	230301	Rehabilitation/Repairs of Fixed Assets	20C	79,500,000.00	53,500,000.00	3,339,737.16	50,160,262.84	19,097,625.20
	230401	Preservation of the Environment	20D	15,248,675.02	15,248,675.02	-	15,248,675.02	-
	230501	Acquisition of Non Tangible Assets	20E	43,100,000.00	-	-	-	-
		Capital Expenditure Total		1,456,743,564.89	127,748,675.02	59,041,004.48	68,707,670.54	293,007,328.29
		TOTAL EXPENDITURE		2,764,250,564.56	2,764,250,564.56	2,314,363,689.35	449,886,875.21	2,378,193,919.54

NOTES TO THE FINANCIAL STATEMENTS CONT'D

FDN	ECONOMIC CODE	DESCRIPTION	APPROVED BUDGET 2019	FINAL BUDGET 2019	ACTUAL 2019	VARIANCE	ACTUAL 2018
			₱	₱	₱	₱	₱
	2	EXPENDITURE					
10	21	Personnel cost					
	2101	Salaries and Wages					
10A	210101	Salaries and Wages					
	21010101	Salary (Excluding CRF Charges Salaries/Allowances)	262,591,467.61	339,501,507.61	318,020,797.78	21,480,709.83	310,950,408.09
	21010102	Overtime Payments	-	-	-	-	-
	21010103	Consolidated Revenue Charges - Salaries/Allowances	63,317,678.24	9,317,678.24	2,063,809.52	7,253,868.72	42,553,747.77
	21010130	Salary Arrears	-	-	-	-	-
		TOTAL	325,909,145.85	348,819,185.85	320,084,607.30	28,734,578.55	353,504,155.86
	ECONOMIC CODE	DESCRIPTION					
	2102	ALLOWANCES AND SOCIAL CONTRIBUTIONS					
10B	210201	Allowances	129,579,628.21	129,579,628.21	-	129,579,628.21	31,515,373.37
		TOTAL	129,579,628.21	129,579,628.21	-	129,579,628.21	31,515,373.37
	22	OTHER RECURRENT COSTS					
13	2202	OVERHEAD COST					
	ECONOMIC CODE	DESCRIPTION					
13A	220201	TRAVEL AND TRANSPORT - GENERAL					
	22020101	Local travels and transport: training	14,150,000.00	1,733,500.00	1,733,482.69	17.31	1,463,177.11
	22020102	Local travels and transport: others	8,700,000.00	9,650,000.00	9,546,842.02	103,157.98	11,286,258.56
	22020103	International travels & transport: training	300,000.00	2,418,960.00	2,407,925.59	11,034.41	16,445,514.23
	22020104	International travels: others	2,000,000.00	3,000,000.00	2,583,226.60	416,773.40	8,892,726.72
	22020105	Hotel Accommodation - Local	9,900,000.00	630,000.00	517,233.25	112,766.75	-
	22020106	Hotel Accommodation - International	1,500,000.00	95,000.00	77,995.49	17,004.51	-
	22020107	Hotel Accommodation - Local Training	6,000,000.00	1,000,000.00	821,005.16	178,994.84	-
	22020108	Hotel Accommodation - International Training	1,500,000.00	120,000.00	111,523.52	8,476.48	-
	22020109	Per Diems/Estacodes	3,000,000.00	9,833,500.00	9,824,506.68	8,993.32	38,819,453.05
		TOTAL	47,050,000.00	28,480,960.00	27,623,740.99	857,219.01	76,907,129.66
	ECONOMIC CODE	DESCRIPTION					
13B	220202	UTILITIES - GENERAL					
	22020201	Electricity Charges	6,450,000.00	8,550,000.00	8,222,782.20	327,217.80	7,420,075.25
	22020202	Telephone Charges	1,500,000.00	95,000.00	-	95,000.00	-
	22020203	Internet Access Charges	1,200,000.00	200,000.00	-	200,000.00	-
	22020204	Satellite Broadcasting Access Charges	550,000.00	550,000.00	-	550,000.00	-
	22020205	Water Rates	3,070,000.00	194,000.00	-	194,000.00	2,553,144.17
	22020206	Sewerage Charges	280,000.00	280,000.00	-	280,000.00	-
	22020207	Leased Communication Lines	250,000.00	250,000.00	-	250,000.00	-
	22020208	Software Charges/License Renewal	500,000.00	500,000.00	-	500,000.00	-
	22020209	Interactive Learning	900,000.00	60,000.00	-	60,000.00	-
	22020210	Multiyear Traffic Order	-	-	-	-	-
	22020211	Other Utility Charges	5,350,000.00	350,000.00	-	350,000.00	2,632,929.93
		TOTAL	20,050,000.00	11,029,000.00	8,222,782.20	2,806,217.80	12,606,149.35
	ECONOMIC CODE	DESCRIPTION					
13C	220203	MATERIALS AND SUPPLIES - GENERAL					
	22020301	Office Stationaries/Computer Consumables	7,600,000.00	1,000,000.00	913,014.83	86,985.17	3,796,816.66
	22020302	Books	600,000.00	600,000.00	-	600,000.00	41,941,844.36
	22020303	Newspapers	80,000.00	80,000.00	5,054.75	74,945.25	-
	22020304	Magazines and Periodicals	-	-	-	-	-
	22020305	Printing of Non Security Documents	4,850,000.00	42,850,000.00	42,167,130.73	682,869.27	1,243,498.91
	22020306	Printing of Security Documents	5,500,000.00	500,000.00	347,514.29	152,485.71	3,799,966.86
	22020307	Drugs/Laboratory/Medical Supplies	2,000,000.00	-	-	-	43,135,502.57
	22020308	Field and Camping Materials Supplies	3,000,000.00	-	-	-	-
	22020309	Uniforms and Other Clothing	4,700,000.00	1,700,000.00	612,888.85	1,087,111.15	236,856.93
	22020310	Teachind Aids/Instructional Materials	3,200,000.00	74,200,000.00	33,369,159.01	40,830,840.99	16,011,528.78
	22020311	Food stuff/Catering Materials Supplies	1,200,000.00	1,200,000.00	75,821.30	1,124,178.70	-
	22020312	Chemicals and Reagents Materials Supplies	2,350,000.00	11,850,000.00	11,620,094.38	229,905.62	22,768,877.71
	22020313	Other Materials and Supplies	1,350,000.00	13,350,000.00	12,696,775.03	653,224.97	9,785,507.40
		TOTAL	36,430,000.00	147,330,000.00	101,807,453.17	45,522,546.83	142,720,400.19

NOTES TO THE FINANCIAL STATEMENTS CONT'D

	ECONOMIC CODE	DESCRIPTION					
13D	220204	MAINTENANCE SERVICES GENERAL			-		-
	22020401	Maintenance of Motor Vehicles/Transport Equipment	7,800,000.00	9,800,000.00	9,337,089.29	462,910.71	5,840,978.43
	22020402	Maintenance of Office Furniture	6,300,000.00	1,300,000.00	398,061.83	901,938.17	-
	22020403	Maintenance of Office Building/Residential Qtrs	4,200,000.00	1,200,000.00	265,374.55	934,625.45	-
	22020404	Maintenance of Office/IT Equipment	14,300,000.00	1,300,000.00	903,537.17	396,462.83	-
	22020405	Maintenance of Plant and Generators	4,700,000.00	700,000.00	296,966.76	403,033.24	-
	22020406	Other Maintenance Services	3,600,000.00	15,900,000.00	15,857,949.32	42,050.68	4,202,049.78
	22020407	Maintenance of Air Conditioners	3,800,000.00	800,000.00	240,100.79	559,899.21	-
	22020408	Maintenance of Boats	-	-	-	-	-
	22020409	Maintenance of Railway Equipments	-	-	-	-	-
	22020410	Maintenance of Street Lights	1,600,000.00	1,600,000.00	101,095.07	1,498,904.93	-
	22020411	Maintenance of Communication Equipments	1,080,000.00	1,080,000.00	68,239.17	1,011,760.83	-
	22020412	Maintenance of Market/Public Places	7,500,000.00	7,500,000.00	473,883.13	7,026,116.87	-
	22020413	Minor Road Maintenance	9,300,000.00	9,300,000.00	587,615.08	8,712,384.92	-
		TOTAL	64,180,000.00	50,480,000.00	28,529,912.15	21,950,087.85	10,043,028.21
	ECONOMIC CODE	DESCRIPTION					
13E	220205	TRAINING GENERAL			-		-
	22020501	Local Training	16,700,000.00	5,700,000.00	4,460,509.71	1,239,490.29	135,475,789.50
	22020502	International Training	6,000,000.00	6,000,000.00	379,106.50	5,620,893.50	9,598,626.21
	22020503	Other Trainings	9,800,000.00	9,800,000.00	619,207.29	9,180,792.71	559,856.17
	22020504	Seminars/Workshops and Conference	14,100,000.00	26,100,000.00	25,235,437.85	864,562.15	66,163,120.07
		TOTAL	46,600,000.00	47,600,000.00	30,694,261.36	16,905,738.64	211,797,391.94
	ECONOMIC CODE	DESCRIPTION					
13F	220206	OTHER SERVICE - GENERAL			-	-	-
	22020601	Security Services	35,000,000.00	124,000,000.00	122,969,667.61	1,030,332.39	96,661,326.04
	22020602	Office Rent	-	-	-	-	-
	22020603	Residential Rent	400,000.00	400,000.00	-	400,000.00	-
	22020604	Security Vote (Including Operations)	10,500,000.00	4,180,000.00	-	4,180,000.00	-
	22020605	Cleaning and Fumigation Services	12,100,000.00	12,100,000.00	2,481,619.97	9,618,380.03	6,550,216.98
	22020606	Land Uses Charges	500,000.00	500,000.00	-	500,000.00	-
	22020607	Rescue Service	600,000.00	600,000.00	-	600,000.00	6,895,799.22
		TOTAL	59,100,000.00	141,780,000.00	125,451,287.58	16,328,712.42	110,107,342.25
	ECONOMIC CODE	DESCRIPTION					
13G	220207	CONSULTING & PROFESSIONAL SERVICE - GENERAL			-	-	-
	22020701	Financial Consulting	17,000,000.00	27,000,000.00	26,701,681.20	298,318.80	48,702,901.84
	22020702	Information Technology Consulting	5,900,000.00	5,900,000.00	372,788.06	5,527,211.94	-
	22020703	Legal Services	7,500,000.00	7,500,000.00	473,883.13	7,026,116.87	-
	22020704	Engineering Services	4,700,000.00	4,700,000.00	423,335.60	4,276,664.40	-
	22020705	Architectural Services	1,000,000.00	1,000,000.00	-	1,000,000.00	29,616,475.05
	22020706	Surveying Services	1,000,000.00	1,000,000.00	-	1,000,000.00	-
	22020707	Agricultural Consulting	-	-	-	-	-
	22020708	Medical Consulting	2,000,000.00	2,000,000.00	126,368.83	1,873,631.17	5,110,856.12
	22020709	Other Consultancy Services	4,200,000.00	8,900,000.00	8,850,817.13	49,182.87	3,175,095.96
	22020710	Auditing	2,500,000.00	17,500,000.00	16,899,574.08	600,425.92	11,449,815.40
		TOTAL	45,800,000.00	75,500,000.00	53,848,448.04	21,651,551.96	98,055,144.38

NOTES TO THE FINANCIAL STATEMENTS CONT'D

	ECONOMIC CODE	DESCRIPTION					
13H	220208	FUEL AND LUBRICANTS - GENERAL				-	-
	22020801	Motor Vehicle Fuel Cost	4,260,000.00	4,260,000.00	269,165.62	3,990,834.38	1,049,831.65
	22020802	Other Transport Equipments Fuel Cost	2,980,000.00	2,980,000.00	188,289.56	2,791,710.44	573,378.13
	22020803	Plant/Generator Fuel Cost	4,740,000.00	4,740,000.00	299,494.14	4,440,505.86	477,815.11
	22020804	Aircraft Fuel Cost	-	-	-	-	-
	22020805	Boat Fuel Cost	-	-	-	-	-
	22020806	Cooking Gas/Fuel Cost	1,060,000.00	1,060,000.00	66,975.48	993,024.52	-
		TOTAL	13,040,000.00	13,040,000.00	823,924.80	12,216,075.20	2,101,024.89
	ECONOMIC CODE	DESCRIPTION					
13I	220209	FINANCIAL CHARGES GENERAL				-	-
	22020901	Bank charges (Other Than Interest)	10,772,895.23	115,772,895.23	113,583,852.26	2,189,042.97	31,285.74
	22020902	Insurance Premium	500,000.00	500,000.00	31,000.21	468,999.79	-
	22020903	Loss on Foreign Exchange	-	-	-	-	-
	22020904	Other CRF Bank Charges	3,000,000.00	3,000,000.00	189,553.25	2,810,446.75	-
	22020905	Admin Charges (JAAC)	-	-	-	-	-
		TOTAL	14,272,895.23	119,272,895.23	113,804,405.72	5,468,489.51	31,285.74
	ECONOMIC CODE	DESCRIPTION					
13J	220210	MISCELLANEOUS EXPENSES - GENERAL				-	-
	22021001	Refreshment and Meals	6,180,000.00	1,180,000.00	390,479.70	789,520.30	25,305,021.61
	22021002	Honorarium and Sitting Allowance	8,800,000.00	2,400,000.00	2,379,491.37	20,508.63	13,513,231.89
	22021003	Publicity and Advertisements	3,800,000.00	3,800,000.00	240,192.79	3,559,807.21	4,118,638.63
	22021004	Medical Expenses - local	12,000,000.00	2,000,000.00	758,213.01	1,241,786.99	-
	22021006	Postage and Courier Services	800,000.00	800,000.00	12,636.88	787,363.12	-
	22021007	Welfare Packages	11,800,000.00	800,000.00	745,576.12	54,423.88	-
	22021008	Subscription to Professional Bodies	1,100,000.00	1,100,000.00	32,000.21	1,067,999.79	-
	22021009	Sporting Activities	1,700,000.00	1,700,000.00	107,413.51	1,592,586.49	3,145,142.23
	22021010	Direct Teaching and Laboratory Cost	800,000.00	800,000.00	6,318.44	793,681.56	-
	22021014	Annual Budget Expenses and Administration	3,500,000.00	3,500,000.00	341,280.85	3,158,719.15	-
	22021019	Medical Expenses - International	-	-	-	-	-
	22021020	Foreign Scholarship Scheme	-	12,700,000.00	12,019,619.62	680,380.38	-
	22021021	Special Days/Celebrations	6,000,000.00	6,000,000.00	1,237,650.76	4,762,349.24	748,843.39
	22021022	Youth Corpers Allowance	3,250,000.00	3,250,000.00	205,349.36	3,044,650.64	-
	22021023	Development Plan Preparation Expenses	3,000,000.00	3,000,000.00	189,550.25	2,810,449.75	-
	22021024	Final Account Preparation Expenses	4,000,000.00	4,000,000.00	252,737.67	3,747,262.33	-
	22021025	Other Miscellaneous Expenses	2,600,000.00	2,600,000.00	228,670.30	2,371,329.70	629,028.45
	22021026	Monitoring and Evaluation	3,300,000.00	3,300,000.00	208,500.58	3,091,499.42	-
	22021027	Daily Rate Allowances	3,300,000.00	3,300,000.00	208,516.58	3,091,483.42	-
		TOTAL	75,930,000.00	56,230,000.00	19,564,197.99	36,665,802.01	47,459,906.19
14	2203	LOANS AND ADVANCES					
	ECONOMIC CODE	DESCRIPTION					
14A	220301	STAFF LOANS AND ADVANCES - GENERAL				-	-
	22030101	Motor Cycle Advances				-	-
	22030102	Bicycle Advances				-	-
	22030103	Refurbishing Advances	8,600,000.00	8,600,000.00	-	8,600,000.00	-
	22030104	Correspondence Advances				-	-
	22030105	Spectacle Advances	100,000.00	100,000.00	-	100,000.00	-
	22030106	Motor Vehicle Advances				-	-
	22030107	Furnishing Advances	1,500,000.00	1,500,000.00	-	1,500,000.00	-
	22030108	Housing Loans				-	-
		TOTAL	10,200,000.00	10,200,000.00	-	10,200,000.00	-
15	2204	GRANTS AND CONTRIBUTIONS - GENERAL					
	ECONOMIC CODE	DESCRIPTION					
15A	220401	LOCAL GRANTS AND CONTRIBUTIONS				-	-
	22040101	Grants to Other Government - Current	5,000,000.00	5,000,000.00	-	5,000,000.00	-
	22040102	Grants to Other Government - Capital				-	-
	22040103	Grants to Local government - Current				-	-
	22040104	Grants to Local Government - Capital				-	-

NOTES TO THE FINANCIAL STATEMENTS CONT'D

	22040105	Grants to Government Owned Companies - Current			-	-	-
	22040106	Grant to Government Owned Companies - Capital			-	-	-
	22040107	Grants to Private Companies - Current			-	-	-
	22040108	Grants to Private Companies - Capital			-	-	-
	22040109	Grants to Communities/NGO's			-	-	-
	22040110	Contribution to State University		90,000,000.00	89,685,434.45	314,565.55	92,614,781.44
	22040111	Grants/Allocation to Development Areas	263,610,220.26	20,610,220.26	17,411,751.03	3,198,469.23	21,624,048.00
	22040112	Contribution to Traditional Councils	250,000.00	84,250,000.00	84,142,128.01	107,871.99	129,660,694.01
	22040113	Contribution to Ministry for Local Government Affairs		24,000,000.00	22,748,455.04	1,251,544.96	23,182,578.05
	22040115	Contribution to Local Government Education Authority		420,000,000.00	415,082,685.63	4,917,314.37	422,583,075.49
	22040116	Contribution to Primary Health Care Development Agency		200,000,000.00	191,910,466.00	8,089,534.00	178,597,264.58
	22040117	Contribution to Local government Staff Pension Board		75,000,000.00	73,461,419.06	1,538,580.94	55,647,474.29
	22040118	Contribution to Local Government Service Commission		21,000,000.00	17,937,086.89	3,062,913.11	18,522,956.29
	22040119	Contribution to Auditor General Local Government		8,700,000.00	5,005,491.10	3,694,508.90	6,855,927.42
		TOTAL	268,860,220.26	948,560,220.26	917,384,917.22	31,175,303.04	949,288,799.57
16	2205	SUBSIDIES GENERAL					
	ECONOMIC CODE	DESCRIPTION					
16A	220501	SUBSIDY TO GOVERNMENT OWNED COMPANIES & PARASTATALS			-	-	-
	22050101	Subsidy to Government Owned Companies			-	-	-
	22050102	Meals subsidy to Government Schools	9,500,000.00	-	-	-	-
	22050104	Petroleum Subsidy			-	-	-
	22050106	Agricultural Inputs Subsidy	2,700,000.00	-	-	-	2,453,210.94
	22050108	Religious Pilgrimage Subsidy	6,500,000.00	32,000,000.00	31,682,429.49	317,570.51	7,372,962.23
		TOTAL	18,700,000.00	32,000,000.00	31,682,429.49	317,570.51	9,826,173.17
	ECONOMIC CODE	DESCRIPTION					
16B	220502	SUBSIDY TO PRIVATE COMPANIES			-	-	-
	22050201	Subsidy to Private Companies			-	-	-
		TOTAL	-	-	-	-	-
17	2206	PUBLIC DEBT CHARGES					
	ECONOMIC CODE	DESCRIPTION					
17A	220601	FOREIGN INTEREST / DISCOUNT - TREASURY BILL			-	-	-
	22060101	Foreign Interest/Discount - Treasury Bill			-	-	-
	22060102	Foreign Interest/Discount - Short term Borrowings			-	-	-
		TOTAL	-	-	-	-	-
	ECONOMIC CODE	DESCRIPTION					
17B	220602	DOMESTIC INTEREST / DISCOUNT			-	-	-
	22060201	Domestic Interest/Discount - Treasury Bill			-	-	29,223,286.49
	22060202	Domestic Interest/Discount - Short term Borrowings	131,805,110.13	-	-	-	-
	22060203	Settlement of Liabilities			-	-	-
		TOTAL	131,805,110.13	-	-	-	29,223,286.49
	ECONOMIC CODE	DESCRIPTION					
17C	220603	INSURANCE PREMIUM			-	-	-
	22060301	Interest - Internal Public Debt		476,600,000.00	475,800,316.87	799,683.13	-
		TOTAL	-	476,600,000.00	475,800,316.87	799,683.13	-

NOTES TO THE FINANCIAL STATEMENTS CONT'D

	ECONOMIC CODE	DESCRIPTION					
20	23	CAPITAL EXPENDITURE GENERAL					
20A	230101	PURCHASE OF FIXED ASSETS - GENERAL			-		-
	23010101	Purchase/Acquisition of Land	150,000,000.00	2,000,000.00	1,287,816.39	712,183.61	13,802,739.06
	23010102	Purchase of Office Building	20,000,000.00	-	-	-	936,054.23
	23010103	Purchase of Residential Buildings	5,000,000.00	-	-	-	-
	23010104	Purchase of Motor Cycles	9,500,000.00	-	-	-	-
	23010105	Purchase of Motor Vehicles	35,000,000.00	-	-	-	3,823,781.55
	23010106	Purchase of Vans	102,000,000.00	-	-	-	-
	23010107	Purchase of Trucks	98,194,889.87	-	-	-	3,743,992.29
	23010108	Purchase of Buses	170,000,000.00	-	-	-	-
	23010109	Purchase of Sea Boats	-	-	-	-	-
	23010110	Purchase of Ships	-	-	-	-	-
	23010111	Purchase of Trains	-	-	-	-	-
	23010112	Purchase of Office Furniture and Fittings	27,000,000.00	-	-	-	18,882,583.26
	23010113	Purchase of Computers	16,500,000.00	-	-	-	8,491,884.02
	23010114	Purchase of Computer Printers	9,700,000.00	-	-	-	-
	23010115	Purchase of Photocopying Machines	6,350,000.00	-	-	-	-
	23010116	Purchase of Typewriters	-	-	-	-	-
	23010117	Purchase of Shredding Machines	2,000,000.00	-	-	-	2,511,620.72
	23010118	Purchase of Scanners	2,650,000.00	-	-	-	-
	23010119	Purchase of Power Generating Set	50,000,000.00	-	-	-	444,243.85
	23010120	Purchase of Canteen/ Kitchen Equipment	-	-	-	-	3,700,269.19
	23010121	Purchase of Residential Furniture	10,000,000.00	-	-	-	16,141,289.68
	23010122	Purchase of Health/Medical Equipment	-	-	-	-	13,992,248.39
	23010123	Purchase of Fire Fighting Equipment	54,000,000.00	-	-	-	-
	23010124	Purchase of Teaching/Learning Aid Equipment	-	-	-	-	11,177,678.22
	23010125	Purchase of Library Books & Equipment	-	-	-	-	-
	23010126	Purchase of Sporting/Gaming Equipment	-	-	-	-	-
	23010127	Purchase of Agricultural Equipment/Irrigation	5,000,000.00	-	-	-	3,631,257.66
	23010128	Purchase of Security Equipment	-	-	-	-	12,130,197.28
	23010129	Purchase of Industrial Equipment	-	-	-	-	-
	23010130	Purchase of Recreational Facilities	1,500,000.00	-	-	-	-
	23010131	Purchase of Air Navigational Equipment	-	-	-	-	-
	23010132	Purchase of Defense Equipment	51,000,000.00	-	-	-	-
	23010133	Purchase of Surveying Equipment	-	-	-	-	-
	23010134	Purchase of Diving Equipment	-	-	-	-	-
	23010135	Kitting of Armed Forces Personnel	-	-	-	-	-
	23010136	Baam Salaluting and Ceremonials	-	-	-	-	-
	23010137	Purchase of Ship Spare/maintenance	-	-	-	-	-
	23010138	Purchase of Aero Spares/Maintenance	-	-	-	-	-
	23010139	Purchase of fertilizer	-	-	-	-	-
		PURCHASE OF FIXED ASSETS -TOTAL	825,394,889.87	2,000,000.00	1,287,816.39	712,183.61	113,409,839.41
20B	230201	CONSTRUCTION/PROVISION OF FIXED ASSETS - GENERAL			-		-
	23020101	Construction/Provision of Office Buildings	150,000,000.00	-	-	-	-
	23020102	Construction/Provision of Residential Buildings	5,000,000.00	-	-	-	-
	23020103	Construction/Provision of Electricity	2,000,000.00	-	-	-	-
	23020104	Construction/Provision of Housing	15,000,000.00	-	-	-	-
	23020105	Construction/Provision of Water Facilities	11,500,000.00	-	-	-	29,665,275.05
	23020106	Construction/Provision of Hospital/Health Centers	-	-	-	-	-
	23020107	Construction/Provision of Public Schools	210,000,000.00	-	-	-	22,671,233.57
	23020110	Construction/Provision of Fire Fighting Stations	-	-	-	-	-
	23020111	Construction/Provision of Libraries	-	-	-	-	-
	23020112	Construction/Provision of Sporting Facilities	-	-	-	-	-
	23020113	Construction/Provision of Agricultural Facilities	7,000,000.00	-	-	-	-
	23020114	Construction/Provision of Roads	30,000,000.00	57,000,000.00	54,413,450.93	2,586,549.07	10,411,119.45
	23020115	Construction/Provision of Rail- ways	-	-	-	-	-
	23020116	Construction/Provision of Water -Ways	-	-	-	-	-
	23020117	Construction/Provision of Airport/Aerodromes	-	-	-	-	-
	23020118	Construction/Provision of Infrastructure	11,500,000.00	-	-	-	26,288,718.10
	23020119	Construction/Provision of Recreational Facilities	13,000,000.00	-	-	-	-
	23020122	Construction of Boundary Pillars/Right Ways	-	-	-	-	-
	23020123	Construction of Traffic Lights/Street Lights	-	-	-	-	70,340,252.43
	23020124	Construction of Markets/Parks	29,000,000.00	-	-	-	1,123,265.08
	23020125	Construction of Power generating Plants	-	-	-	-	-
	23020126	Construction/Provision of Cemeteries	5,000,000.00	-	-	-	-
	23020127	Construction/Provision of ICT Infrastructures	4,500,000.00	-	-	-	-
		CONSTRUCTION/PROVISION OF FIXED ASSETS - TOTAL	493,500,000.00	57,000,000.00	54,413,450.93	2,586,549.07	160,499,863.68

NOTES TO THE FINANCIAL STATEMENTS CONT'D

20C	230301	REHABILITATION/REPAIRS OF FIXED ASSETS - GENERAL			-	-	-
	23030101	Rehabilitation/Repairs - Residential Building	5,000,000.00	5,000,000.00	3,339,737.16	1,660,262.84	9,910,111.02
	23030102	Rehabilitation/Repairs - Electricity	3,000,000.00		-	-	-
	23030103	Rehabilitation/Repairs - Housing	10,000,000.00		-	-	3,304,196.56
	23030104	Rehabilitation/Repairs - Water Facilities	5,000,000.00		-	-	-
	23030105	Rehabilitation/Repairs - Hospital/Health Centers	-	-	-	-	-
	23030106	Rehabilitation/Repairs - Public Schools	-	-	-	-	-
	23030109	Rehabilitation/Repairs - Fire Fighting Stations	-	-	-	-	-
	23030110	Rehabilitation/Repairs - Libraries	-	-	-	-	-
	23030111	Rehabilitation/Repairs - Sporting Facilities	-	-	-	-	400,900.80
	23030112	Rehabilitation/Repairs - Agricultural Facilities	4,000,000.00	4,000,000.00	-	4,000,000.00	-
	23030113	Rehabilitation/Repairs - Roads	-	-	-	-	-
	23030115	Rehabilitation/Repairs - Water Ways	12,000,000.00	12,000,000.00	-	12,000,000.00	5,482,416.81
	23030116	Rehabilitation/Repairs - Air Port/Aerodromes	-	-	-	-	-
	23030118	Rehabilitation/Repairs - Recreational Facilities	-	-	-	-	-
	23030119	Rehabilitation/Repairs - Air Navigational Equipment	-	-	-	-	-
	23030121	Rehabilitation/Repairs - Office Buildings	17,500,000.00	17,500,000.00	-	17,500,000.00	-
	23030122	Rehabilitation/Repairs - Boundaries	-	-	-	-	-
	23030123	Rehabilitation/Repairs - Traffic/Street Lights	-	-	-	-	-
	23030124	Rehabilitation/Repairs - Markets/parks	15,000,000.00	15,000,000.00	-	15,000,000.00	-
	23030125	Rehabilitation/Repairs - Power Generating Plants	5,000,000.00		-	-	-
	23030126	Rehabilitation/Repairs of Cemeteries	3,000,000.00		-	-	-
	23030127	Rehabilitation/Repairs -ICT Infrastructures			-	-	-
		REHABILITATION/REPAIRS OF FIXED ASSETS - TOTAL	79,500,000.00	53,500,000.00	3,339,737.16	50,160,262.84	19,097,625.20
20D	230401	PRESERVATION OF THE ENVIRONMENT - GNERAL			-	-	-
	23040101	Tree Planting	4,500,000.00	4,500,000.00	-	4,500,000.00	-
	23040102	Erosion & Flood Control	8,748,675.02	8,748,675.02	-	8,748,675.02	-
	23040103	Wild life Conservation	-	-	-	-	-
	23040104	Industrial Pollution Preservation & Control	-	-	-	-	-
	23040105	Water Pollution Prevention & Control	2,000,000.00	2,000,000.00	-	2,000,000.00	-
		PRESERVATION OF THE ENVIRONMENT - TOTAL	15,248,675.02	15,248,675.02	-	15,248,675.02	-
20E	230501	ACQUISITION OF NON TANGIBLE ASSETS			-	-	-
	23050101	Research and Development	1,950,000.00	-	-	-	-
	23050102	Computer Software Acquisition	10,000,000.00	-	-	-	-
	23050103	Monitoring and Evaluation	3,700,000.00	-	-	-	-
	23050104	Anniversaries/Celebration	5,900,000.00	-	-	-	-
	23050107	Margin For Increase In Costs	-	-	-	-	-
	23050128	Repayment of Capital Loan	21,550,000.00		-	-	-
		ACQUISITION OF NON TANGIBLE ASSETS - TOTAL	43,100,000.00	-	-	-	-
		CAPITAL EXPENDITURE TOTAL	1,456,743,564.89	127,748,675.02	59,041,004.48	68,707,670.54	293,007,328.29

NOTES TO THE FINANCIAL STATEMENTS CONT'D

NOTES		2019	2018
21	CASH AND BANK BALANCES	₪	₪
	Cash Account	875.00	-
	First Bank Account Main	95,664.88	1,842,197.01
	Micro-Finance Bank Revenue	10,750.00	
	UBA Account Main	31,382,752.66	
		31,490,042.54	1,842,197.01
29	PUBLIC FUNDS		
	Statement of Income and Expenditure - Surplus/(Deficit)	31,490,042.54	1,842,197.01
		31,490,042.54	1,842,197.01

SCHEDULE OF DETAILED JOINT AND LOCAL GOVERNMENT EXPENDITURE

ECONOMIC CODE	DESCRIPTION	ACTUAL 2019		
		GROUP	LG	TOTAL
		₱	₱	₱
2202	OVERHEAD COST			
ECONOMIC CODE	DESCRIPTION			
220201	TRAVEL AND TRANSPORT - GENERAL			
22020101	Local travels and transport: training	890,310.40	843,172.30	1,733,482.69
22020102	Local travels and transport: Others	5,187,667.83	4,359,174.19	9,546,842.02
22020103	International travels & transport: training	2,392,359.33	15,566.26	2,407,925.59
22020104	International travels: others	2,583,226.60	-	2,583,226.60
22020105	Hotel Accommodation - Local	-	517,233.25	517,233.25
22020106	Hotel Accommodation - International	-	77,995.49	77,995.49
22020107	Hotel Accommodation - Local Training	-	821,005.16	821,005.16
22020108	Hotel Accommodation - International Training	-	111,523.52	111,523.52
22020109	Per Diems/Estacodes	9,660,305.65	164,201.03	9,824,506.68
	TOTAL	20,713,869.80	6,909,871.19	27,623,740.99
ECONOMIC CODE	DESCRIPTION			
		-	-	-
220202	UTILITIES - GENERAL			
22020201	Electricity Charges	-	8,222,782.20	8,222,782.20
22020202	Telephone Charges	-	-	-
22020203	Internet Access Charges	-	-	-
22020204	Satellite Broadcasting Access Charges	-	-	-
22020205	Water Rates	-	-	-
22020206	Sewerage Charges	-	-	-
22020207	Leased Communication Lines	-	-	-
22020208	Software Charges/License Renewal	-	-	-
22020209	Interactive Learning	-	-	-
22020210	Multiyear Traffic Order	-	-	-
22020211	Other Utility Charges	-	-	-
	TOTAL	-	8,222,782.20	8,222,782.20
ECONOMIC CODE	DESCRIPTION			
		-	-	-
220203	MATERIALS AND SUPPLIES - GENERAL			
22020301	Office Stationaries/Computer Consumables	-	913,014.83	913,014.83
22020302	Books	-	-	-
22020303	Newspapers	-	5,054.75	5,054.75
22020304	Magazines and Periodicals	-	-	-
22020305	Printing of Non Security Documents	41,860,686.31	306,444.42	42,167,130.73
22020306	Printing of Security Documents	-	347,514.29	347,514.29
22020307	Drugs/Laboratory/Medical Supplies	-	-	-
22020308	Field and Camping Materials Supplies	-	-	-
22020309	Uniforms and Other Clothing	-	612,888.85	612,888.85
22020310	Teachind Aids/Instructional Materials	33,369,159.01	-	33,369,159.01
22020311	Food stuff/Cartering Materials Supplies	-	75,821.30	75,821.30
22020312	Chemicals and Reagents Materials Supplies	3,656,368.29	7,963,726.09	11,620,094.38
22020313	Other Materials and Supplies	8,239,449.25	4,457,325.78	12,696,775.03
	TOTAL	87,125,662.85	14,681,790.32	101,807,453.17

SCHEDULE OF DETAILED JOINT AND LOCAL GOVERNMENT EXPENDITURE CONT'D

ECONOMIC CODE	DESCRIPTION			
			-	
220204	MAINTENANCE SERVICES GENERAL	-	-	-
22020401	Maintenance of Motor Vehicles/Transport Equipment	4,936,629.48	4,400,459.81	9,337,089.29
22020402	Maintenance of Office Furniture	-	398,061.83	398,061.83
22020403	Maintenance of Office Building/Residential Qtrs	-	265,374.55	265,374.55
22020404	Maintenance of Office/IT Equipment	-	903,537.17	903,537.17
22020405	Maintenance of Plant and Generators	-	296,966.76	296,966.76
22020406	Other Maintenance Services	-	15,857,949.32	15,857,949.32
22020407	Maintenance of Air Conditioners	-	240,100.79	240,100.79
22020408	Maintenance of Boats	-	-	-
22020409	Maintenance of Railway Equipments	-	-	-
22020410	Maintenance of Street Lights	-	101,095.07	101,095.07
22020411	Maintenance of Communication Equipments	-	68,239.17	68,239.17
22020412	Maintenance of Market/Public Places	-	473,883.13	473,883.13
22020413	Minor Road Maintenance	-	587,615.08	587,615.08
	TOTAL	4,936,629.48	23,593,282.67	28,529,912.15
ECONOMIC CODE	DESCRIPTION			
		-	-	-
220205	TRAINING GENERAL	-	-	-
22020501	Local Training	3,405,329.95	1,055,179.77	4,460,509.71
22020502	International Training	-	379,106.50	379,106.50
22020503	Other Trainings	-	619,207.29	619,207.29
22020504	Seminars/Workshops and Conference	24,344,537.57	890,900.28	25,235,437.85
	TOTAL	27,749,867.51	2,944,393.84	30,694,261.36
ECONOMIC CODE	DESCRIPTION			
		-	-	-
220206	OTHER SERVICE - GENERAL	-	-	-
22020601	Security Services	120,000,000.00	2,969,667.61	122,969,667.61
22020602	Office Rent	-	-	-
22020603	Residential Rent	-	-	-
22020604	Security Vote (Including Operations)	-	-	-
22020605	Cleaning and Fumigation Services	1,717,088.52	764,531.45	2,481,619.97
22020606	Land Uses Charges	-	-	-
22020607	Rescue Service	-	-	-
	TOTAL	121,717,088.52	3,734,199.06	125,451,287.58
ECONOMIC CODE	DESCRIPTION			
		-	-	-
220207	CONSULTING & PROFESSIONAL SERVICE - GENERAL	-	-	-
22020701	Financial Consulting	25,627,546.11	1,074,135.09	26,701,681.20
22020702	Information Technology Consulting	-	372,788.06	372,788.06
22020703	Legal Services	-	473,883.13	473,883.13
22020704	Engineering Services	-	423,335.60	423,335.60
22020705	Architectural Services	-	-	-
22020706	Surveying Services	-	-	-
22020707	Agricultural Consulting	-	-	-
22020708	Medical Consulting	-	126,368.83	126,368.83
22020709	Other Consultancy Services	8,585,442.58	265,374.55	8,850,817.13
22020710	Auditing	16,741,613.04	157,961.04	16,899,574.08
	TOTAL	50,954,601.73	2,893,846.31	53,848,448.04

SCHEDULE OF DETAILED JOINT AND LOCAL GOVERNMENT EXPENDITURE CONT'D

ECONOMIC CODE	DESCRIPTION	-	-	-
220208	FUEL AND LUBRICANTS - GENERAL	-	-	-
22020801	Motor Vehicle Fuel Cost	-	269,165.62	269,165.62
22020802	Other Transport Equipments Fuel Cost	-	188,289.56	188,289.56
22020803	Plant/Generator Fuel Cost	-	299,494.14	299,494.14
22020804	Aircraft Fuel Cost	-	-	-
22020805	Boat Fuel Cost	-	-	-
22020806	Cooking Gas/Fuel Cost	-	66,975.48	66,975.48
	TOTAL	-	823,924.80	823,924.80
ECONOMIC CODE	DESCRIPTION	-	-	-
220209	FINANCIAL CHARGES GENERAL	-	-	-
22020901	Bank charges (Other Than Interest)	112,903,173.15	680,679.11	113,583,852.26
22020902	Insurance Premium	-	31,000.21	31,000.21
22020903	Loss on Foreign Exchange	-	-	-
22020904	Other CRF Bank Charges	-	189,553.25	189,553.25
22020905	Admin Charges (JAAC)	-	-	-
	TOTAL	112,903,173.15	901,232.57	113,804,405.72
ECONOMIC CODE	DESCRIPTION	-	-	-
220210	MISCELLANEOUS EXPENSES - GENERAL	-	-	-
22021001	Refreshment and Meals	-	390,479.70	390,479.70
22021002	Honorarium and Sitting Allowance	1,823,468.50	556,022.87	2,379,491.37
22021003	Publicity and Advertisements	-	240,192.79	240,192.79
22021004	Medical Expenses - local	-	758,213.01	758,213.01
22021006	Postage and Courier Services	-	12,636.88	12,636.88
22021007	Welfare Packages	-	745,576.12	745,576.12
22021008	Subscription to Professional Bodies	-	32,000.21	32,000.21
22021009	Sporting Activities	-	107,413.51	107,413.51
22021010	Direct Teaching and Laboratory Cost	-	6,318.44	6,318.44
22021014	Annual Budget Expenses and Administration	-	341,280.85	341,280.85
22021019	Medical Expenses - International	-	-	-
22021020	Foreigh Scholarship Scheme	12,019,619.62	-	12,019,619.62
22021021	Special Days/Celebrations	858,544.26	379,106.50	1,237,650.76
22021022	Youth Corpers Allowance	-	205,349.36	205,349.36
22021023	Development Plan Preparation Expenses	-	189,550.25	189,550.25
22021024	Final Account Preparation Expenses	-	252,737.67	252,737.67
22021025	Other Miscellaneous Expenses	64,390.82	164,279.48	228,670.30
22021026	Monitoring and Evaluation	-	208,500.58	208,500.58
22021027	Daily Rate Allowances	-	208,516.58	208,516.58
	TOTAL	14,766,023.19	4,798,174.80	19,564,197.99
2203	LOANS AND ADVANCES	-	-	-
ECONOMIC CODE	DESCRIPTION	-	-	-
220301	STAFF LOANS AND ADVANCES - GENERAL	-	-	-
22030101	Motor Cycle Advances	-	-	-
22030102	Bicycle Advances	-	-	-
22030103	Refurbishing Advances	-	-	-
22030104	Correspondence Advances	-	-	-
22030105	Spectacle Advances	-	-	-
22030106	Motor Vehicle Advances	-	-	-
22030107	Furnishing Advances	-	-	-
22030108	Housing Loans	-	-	-
	TOTAL	-	-	-

SCHEDULE OF DETAILED JOINT AND LOCAL GOVERNMENT EXPENDITURE CONT'D

2204	GRANTS AND CONTRIBUTIONS - GENERAL	-	-	-
ECONOMIC CODE	DESCRIPTION	-	-	-
220401	LOCAL GRANTS AND CONTRIBUTIONS	-	-	-
22040101	Grants to Other Government - Current	-	-	-
22040102	Grants to Other Government - Capital	-	-	-
22040103	Grants to Local government - Current	-	-	-
22040104	Grants to Local Government - Capital	-	-	-
22040105	Grants to Government Owned Companies - Current	-	-	-
22040106	Grant to Government Owned Companies - Capital	-	-	-
22040107	Grants to Private Companies - Current	-	-	-
22040108	Grants to Private Companies - Capital	-	-	-
22040109	Grants to Communities/NGO's	-	-	-
22040110	Contribution to State University	-	89,685,434.45	89,685,434.45
22040111	Grants/Allocation to Development Areas	-	17,411,751.03	17,411,751.03
22040112	Contribution to Traditional Councils	-	84,142,128.01	84,142,128.01
22040113	Contribution to Ministry for Local Government Affairs	-	22,748,455.04	22,748,455.04
22040115	Contribution to Local Government Education Authority	-	415,082,685.63	415,082,685.63
22040116	Contribution to Primary Health Care Development Agency	-	191,910,466.00	191,910,466.00
22040117	Contribution to Local government Staff Pension Board	-	73,461,419.06	73,461,419.06
22040118	Contribution to Local Government Service Commission	-	17,937,086.89	17,937,086.89
22040119	Contribution to Auditor General Local Government	-	5,005,491.10	5,005,491.10
	TOTAL	-	917,384,917.22	917,384,917.22
ECONOMIC CODE	DESCRIPTION	-	-	-
220402	FOREIGN GRANTS AND CONTRIBUTION	-	-	-
	TOTAL	-	-	-
2205	SUBSIDIES GENERAL	-	-	-
ECONOMIC CODE	DESCRIPTION	-	-	-
220501	SUBSIDY TO GOVERNMENT OWNED COMPANIES & PARASTATALS	-	-	-
22050101	Subsidy to Government Owned Companies	-	-	-
22050102	Meals subsidy to Government Schools	-	-	-
22050104	Petroleum Subsidy	-	-	-
22050106	Agricultural Inputs Subsidy	-	-	-
22050108	Religious Pilgrimage Subsidy	31,682,429.49	-	31,682,429.49
	TOTAL	31,682,429.49	-	31,682,429.49
ECONOMIC CODE	DESCRIPTION	-	-	-
220502	SUBSIDY TO PRIVATE COMPANIES	-	-	-
22050201	Subsidy to Private Companies	-	-	-
	TOTAL	-	-	-

SCHEDULE OF DETAILED JOINT AND LOCAL GOVERNMENT EXPENDITURE CONT'D

2206	PUBLIC DEBT CHARGES	-	-	-
ECONOMIC CODE	DESCRIPTION			
		-	-	-
220601	FOREIGN INTEREST / DISCOUNT - TREASURY BILL	-	-	-
22060101	Foreign Interest/Discount - Treasury Bill	-	-	-
22060102	Foreign Interest/Discount - Short term Borrowings	-	-	-
	TOTAL	-	-	-
ECONOMIC CODE	DESCRIPTION			
		-	-	-
220602	DOMESTIC INTEREST / DISCOUNT	-	-	-
22060201	Domestic Interest/Discount - Treasury Bill	-	-	-
22060202	Domestic Interest/Discount - Short term Borrowings	-	-	-
22060203	Settlement of Liabilities	-	-	-
	TOTAL	-	-	-
ECONOMIC CODE	DESCRIPTION			
		-	-	-
220603	INSURANCE PREMIUM	-	-	-
22060301	Interest - Internal Public Debt	475,800,316.87	-	475,800,316.87
	TOTAL	475,800,316.87	-	475,800,316.87
ECONOMIC CODE	DESCRIPTION			
		-	-	-
2207	TRANSFERS	-	-	-
220701	TRANSFERS TO OTHER FUNDS	-	-	-
22070101	Transfer to CDF	-	-	-
22070102	Transfer to Sovereign Wealth Fund	-	-	-
22070103	Transfer to Sinking Fund	-	-	-
	TOTAL	-	-	-

SCHEDULE OF DETAILED JOINT AND LOCAL GOVERNMENT EXPENDITURE CONT'D

ECONOMIC ECONOMIC CODE	DESCRIPTION			
		-	-	-
23	CAPITAL EXPENDITURE GENERAL	-	-	-
230101	PURCHASE OF FIXED ASSETS - GENERAL	-	-	-
23010101	Purchase/Acquisition of Land	1,287,816.39	-	1,287,816.39
23010102	Purchase of Office Building	-	-	-
23010103	Purchase of Residential Buildings	-	-	-
23010104	Purchase of Motor Cycles	-	-	-
23010105	Purchase of Motor Vehicles	-	-	-
23010106	Purchase of Vans	-	-	-
23010107	Purchase of Trucks	-	-	-
23010108	Purchase of Buses	-	-	-
23010109	Purchase of Sea Boats	-	-	-
23010110	Purchase of Ships	-	-	-
23010111	Purchase of Trains	-	-	-
23010112	Purchase of Office Furniture and Fittings	-	-	-
23010113	Purchase of Computers	-	-	-
23010114	Purchase of Computer Printers	-	-	-
23010115	Purchase of Photocopying Machines	-	-	-
23010116	Purchase of Typewriters	-	-	-
23010117	Purchase of Shredding Machines	-	-	-
23010118	Purchase of Scanners	-	-	-
23010119	Purchase of Power Generating Set	-	-	-
23010120	Purchase of Canteen/ Kitchen Equipment	-	-	-
23010121	Purchase of Residential Furniture	-	-	-
23010122	Purchase of Health/Medical Equipment	-	-	-
23010123	Purchase of Fire Fighting Equipment	-	-	-
23010124	Purchase of Teaching/Learning Aid Equipment	-	-	-
23010125	Purchase of Library Books & Equipment	-	-	-
23010126	Purchase of Sporting/Gaming Equipment	-	-	-
23010127	Purchase of Agricultural Equipment/Irrigation	-	-	-
23010128	Purchase of Security Equipment	-	-	-
23010129	Purchase of Industrial Equipment	-	-	-
23010130	Purchase of Recreational Facilities	-	-	-
23010131	Purchase of Air Navigational Equipment	-	-	-
23010132	Purchase of Defense Equipment	-	-	-
23010133	Purchase of Surveying Equipment	-	-	-
23010134	Purchase of Diving Equipment	-	-	-
23010135	Kitting of Armed Forces Personnel	-	-	-
23010136	Baam Salatuting and Ceremonials	-	-	-
23010137	Purchase of Ship Spare/maintenance	-	-	-
23010138	Purchase of Aero Spares/Maintenance	-	-	-
23010139	Purchase of fertilizer	-	-	-
	PURCHASE OF FIXED ASSETS -TOTAL	1,287,816.39	-	1,287,816.39
230201	CONSTRUCTION/PROVISION OF FIXED ASSETS - GENERAL	-	-	-
23020101	Construction/Provision of Office Buildings	-	-	-
23020102	Construction/Provision of Residential Buildings	-	-	-
23020103	Construction/Provision of Electricity	-	-	-
23020104	Construction/Provision of Housing	-	-	-
23020105	Construction/Provision of Water Facilities	-	-	-
23020106	Construction/Provision of Hospital/Health Centers	-	-	-
23020107	Construction/Provision of Public Schools	-	-	-
23020110	Construction/Provision of Fire Fighting Stations	-	-	-
23020111	Construction/Provision of Libraries	-	-	-
23020112	Construction/Provision of Sporting Facilities	-	-	-
23020113	Construction/Provision of Agricultural Facilities	-	-	-
23020114	Construction/Provision of Roads	265,920.97	54,147,529.96	54,413,450.93
23020115	Construction/Provision of Rail- ways	-	-	-
23020116	Construction/Provision of Water -Ways	-	-	-
23020117	Construction/Provision of Airport/Aerodromes	-	-	-

SCHEDULE OF DETAILED JOINT AND LOCAL GOVERNMENT EXPENDITURE CONT'D

23020118	Construction/Provision of Infrastructure	-	-	-
23020119	Construction/Provision of Recreational Facilities	-	-	-
23020122	Construction of Boundary Pillars/Right Ways	-	-	-
23020123	Construction of Traffic Lights/Street Lights	-	-	-
23020124	Construction of Markets/Parks	-	-	-
23020125	Construction of Power generating Plants	-	-	-
23020126	Construction/Provision of Cemeteries	-	-	-
23020127	Construction/Provision of ICT Infrastructures	-	-	-
	CONSTRUCTION/PROVISION OF FIXED ASSETS - TOTAL	265,920.97	54,147,529.96	54,413,450.93
230301	REHABILITATION/REPAIRS OF FIXED ASSETS - GENERAL	-	-	-
23030101	Rehabilitation/Repairs - Residential Building	3,339,737.16	-	3,339,737.16
23030102	Rehabilitation/Repairs - Electricity	-	-	-
23030103	Rehabilitation/Repairs - Housing	-	-	-
23030104	Rehabilitation/Repairs - Water Facilities	-	-	-
23030105	Rehabilitation/Repairs - Hospital/Health Centers	-	-	-
23030106	Rehabilitation/Repairs - Public Schools	-	-	-
23030109	Rehabilitation/Repairs - Fire Fighting Stations	-	-	-
23030110	Rehabilitation/Repairs - Libraries	-	-	-
23030111	Rehabilitation/Repairs - Sporting Facilities	-	-	-
23030112	Rehabilitation/Repairs - Agricultural Facilities	-	-	-
23030113	Rehabilitation/Repairs - Roads	-	-	-
23030114	Rehabilitation/Repairs - Rail Ways	-	-	-
23030115	Rehabilitation/Repairs - Water Ways	-	-	-
23030116	Rehabilitation/Repairs - Air Port/Aerodromes	-	-	-
23030118	Rehabilitation/Repairs - Recreational Facilities	-	-	-
23030119	Rehabilitation/Repairs - Air Navigational Equipment	-	-	-
23030121	Rehabilitation/Repairs - Office Buildings	-	-	-
23030122	Rehabilitation/Repairs - Boundaries	-	-	-
23030123	Rehabilitation/Repairs - Traffic/Street Lights	-	-	-
23030124	Rehabilitation/Repairs - Markets/parks	-	-	-
23030125	Rehabilitation/Repairs - Power Generating Plants	-	-	-
23030126	Rehabilitation/Repairs of Cemeteries	-	-	-
23030127	Rehabilitation/Repairs -ICT Infrastructures	-	-	-
	REHABILITATION/REPAIRS OF FIXED ASSETS - TOTAL	3,339,737.16	-	3,339,737.16
230401	PRESERVATION OF THE ENVIRONMENT - GNERAL	-	-	-
23040101	Tree Planting	-	-	-
23040102	Erosion & Flood Control	-	-	-
23040103	Wild life Conservation	-	-	-
23040104	Industrial Pollution Preservation & Control	-	-	-
23040105	Water Pollution Prevention & Control	-	-	-
	PRESERVATION OF THE ENVIRONMENT - TOTAL	-	-	-
230501	ACQUISITION OF NON TANGIBLE ASSETS	-	-	-
23050101	Research and Development	-	-	-
23050102	Computer Software Acquisition	-	-	-
23050103	Monitoring and Evaluation	-	-	-
23050104	Anniversaries/Celebration	-	-	-
23050107	Margin For Increase In Costs	-	-	-
23050128	Repayment of Capital Loan	-	-	-
	ACQUISITION OF NON TANGIBLE ASSETS - TOTAL	-	-	-
	CAPITAL EXPENDITURE TOTAL	4,893,474.52	54,147,529.96	59,041,004.48