

**TOUNGO LOCAL GOVERNMENT AREA
ADAMAWA STATE**

AUDITED FINANCIAL STATEMENTS

FOR THE YEAR ENDED

31ST DECEMBER 2019



Davis, Offiong & Ukah

CHARTERED ACCOUNTANTS

TABLE OF CONTENT

COVER.....	1
TABLE OF CONTENT.....	2
CORPORATE INFORMATION.....	3
STATEMENT OF RESPONSIBILITY FOR THE FINANCIAL STATEMENTS.....	4
AUDIT OPINION.....	5
CASH FLOW STATEMENT.....	6
STATEMENT OF FINANCIAL POSITION.....	7
STATEMENT OF INCOME AND EXPENDITURE.....	8
STATEMENT OF CONSOLIDATED REVENUE FUND	9
STATEMENT OF CAPITAL DEVELOPMENT FUND	10
STATEMENT OF ACCOUNTING POLICIES.....	11
NOTES TO THE FINANCIAL STATEMENTS	12
SCHEDULE OF DETAILED JOINT AND LOCAL GOVERNMENT EXPENDITURE	24

CORPORATE INFORMATION

Executive Council

1	Hon. Kefas Kalvin	Executive Chairman
2	Kabiru Hamman Lai	Vice Chairman
3	Njidda Samverenni Sani	Secretary
4.	Hon. Usman Musa	Supervisory Councilor Budget
5.	Hon. Emmanuel A. Lanuninase	Supervisory Councilor Works
6.	Hon. Jaimu Saidu	Supervisory Councilor Education
7.	Hon. Jushua Daniel	Supervisory Councilor Special Duties
8.	Hon. Mohammed Jela	Supervisory Councilor Agric & Nat. Resource
9.	Hon. Zaraddeen Jaimu	Supervisory Councilor Health

Legislative Council

1	Hon. Musa Yaji
2	Hon. Musa Kallamu Adamu
3	Hon. Suyammeri Filibus
4	Hon. Nathan Levi
5	Hon. Henry George Edward
6	Hon. Adamu Lawan Jauro
7	Hon. Adamu Jaimu
8	Hon. Kefas Abraham
9	Hon. Umar Zakari Yakubu
10	Hon. Sudi Duvei

Head of Service and Directors

1	Abdulmumini Maigari	HOS
2	Abubakar Kawu	DGSA
3	Justine Ali	DBP & S
4	Freda Theodor	Agric
5	John D Kaniwiso	Works & Housing
6	Alhaji Bello Umar Bakari	DF & S
7.	Alhaji Mohammed	Treasurer
8.	Hamza Adamu	Clerk

BANKER

First Bank Plc


Bonghe Microfinance Bank


STATEMENT OF RESPONSIBILITY FOR THE FINANCIAL STATEMENTS

The Financial Statements set out in pages **6 to 10** for the year ended 31st December, 2019 have been prepared in accordance with the provisions of the Finance (Control and Management) Act 1958 as amended, International Public Sector Accounting Standards – IPSAS – Cash Basis, Adamawa State Local Government Audit Law, No. 11 of 2017 (as amended), section 126 of Adamawa State Local Government Law No: 5 of 1999 and section 150 (1) of Local Government Law No: 20 of 1976 and Financial Memoranda (FM) as well as Generally Accepted Accounting Practice. IPSAS one (1) – provides for the fair presentation of Statement of Financial Position, Statement of Financial Performance, Statement of Cash Flows, Statement of Comparison of Budget and Actual and Notes to the Financial Statements. Statements of Consolidated Revenue Fund and Capital Development Fund are provided as additional presentation.

To fulfil accounting and reporting responsibilities of the Treasurer, I ensured the establishment and maintenance of a system of internal controls designed to provide reasonable assurance that the financial statements are free from material misstatement, whether due to fraud or error. The accounting estimates are reasonable and appropriate accounting policies set out in pages 11 were applied. The financial statements have been prepared to meet the information needs of a wide range of users (general purpose financial statements). As a result, the Financial Statements represent a fair presentation of Toungo Local Government and of its Financial Performance and Cash flows and its operations for the year ended 31st December, 2019.

The responsibility for the preparation of the Financial Statements rests entirely with the Treasury Department of the local government.


10/6/2020
..... Treasurer


10/6/2020
..... Chairman



REPORT OF THE INDEPENDENT AUDITORS TO THE COUNCIL MEMBERS OF TOUNGO LOCAL GOVERNMENT COUNCIL

We have audited the financial Statements of **Toungo Local Government Council** as at 31st December, 2019, set out on pages 6 to 10 which have been prepared on the basis of the accounting policies on page 11.

Council Responsibility for the Financial Statements:

The Council is responsible for the preparation and fair presentation of these Financial Statements. This responsibility includes, designing, implementing and maintaining Internal Controls relevant to the preparation and fair presentation of Financial Statements that are free from material mis-statement, whether due to fraud or error, selecting and applying appropriate accounting policies, and making accounting estimates that are reasonable in the circumstances.

Auditors' Responsibility:

Our responsibility is to express an opinion on these Financial Statements based on our audit.

Basis of Opinion

We conducted our audit in accordance with International Standards on Auditing as well as the International Standards of Supreme Audit Institutions (ISSAIs). Those standards require that we comply with ethical requirements and plan and perform the audit to obtain reasonable assurance as to whether the financial statements are free from material mis-statement, caused by error, other irregularities.

An audit involves performing procedures to obtain audit evidence about the amounts and disclosures in the Financial Statements. The procedures selected depend on the Auditors' judgment, including the assessment of the risks of material mis-statement of the Financial Statements, whether due to fraud or error. In making those risk assessments, the Auditors consider internal control relevant to the entity's preparation and fair presentation of the Financial Statements in order to design audit procedures that are appropriate in the circumstances. An audit also includes evaluating the appropriateness of accounting policies used and the reasonableness of accounting estimates made by the Council, as well as evaluating the overall presentation of the Financial Statements.

We believe that the audit evidence we have obtained is sufficient and appropriate to provide a basis for our audit opinion.

Opinion:

In our opinion, the Council has kept proper accounting records and the Financial Statements are in agreement with the records in all material respects and given in the prescribed manner, information required. The Financial Statements give a true and fair view of the financial position of **Toungo Local Government Council** as at **31st December, 2019** and of its financial performance and cash flows for the period ended on that date in accordance with the Statements of Accounting Standards issued by the International Public Sector Accounting Standards (IPSAS - Cash).

SIGNATURE:

GERSHOM IWARI DAVIS - FCA (PARTNER)

FRC/2014/ICAN/0000006370

FOR: DAVIS, OFFIONG & UKAH

CHARTERED ACCOUNTANTS

Yola, NIGERIA.



DATE: 10/06/2020

HEAD OFFICE:
2, Eyo Eta Street,
P.O. BOX 2641,
Calabar,
Cross River State.
08037136973
08052439997

ABUJA OFFICE:
B Close House 3,
Off 69 Road
(Opposite Hillside
School),
Gwarinpa - Abuja.
08038021349

LAGOS OFFICE:
24, Seriki Aro
Avenue,
Off Obafemi Awolowo
way,
Ikeja, Lagos.
08063911297
08075051689
08053404483

**TOUNGO LOCAL GOVERNMENT COUNCIL,
ADAMAWA STATE**

CASH FLOW STATEMENT FOR THE YEAR ENDED DECEMBER 31ST, 2019


	2019	2018
	₦	₦
Operating Activities		
Receipts		
Statutory Revenue	1,890,803,326.65	1,923,118,372.50
Independent Revenue	48,037,900.00	50,955,300.00
Total Receipts	1,938,841,226.65	1,974,073,672.50
Payments		
Personnel Cost	(373,009,738.44)	(423,938,966.23)
Overhead Cost	(455,476,160.55)	(578,501,098.24)
Loans and Advances	-	-
Grants and Contributions	(659,052,916.04)	(675,406,922.06)
Subsidies	(26,040,434.90)	(8,583,782.85)
Transfers to Other Funds	-	-
Total Payments	(1,513,579,249.93)	(1,686,430,769.37)
Net Cash flow from Operating Activities	425,261,976.72	287,642,903.13
Investing Activities		
Purchase of Fixed Assets	(1,058,482.55)	(92,979,699.39)
Construction/Provision of Fixed Assets	(28,523,354.78)	(152,472,879.08)
Rehabilitation/Repairs of Fixed Assets	(2,744,998.08)	(16,682,981.74)
Preservation of the Environment	-	-
Acquisition of Non Tangible Assets	-	-
Net Cash Flow from Investing Activities	(32,326,835.41)	(262,135,560.21)
Financing Activities		
Proceeds from Aids and Grants	-	-
Proceeds from External Loans	-	-
Proceeds from Internal Loans	-	-
Proceeds from Other Capital Receipts	-	-
Repayment of Loans	(391,069,975.27)	(25,528,386.38)
Net Cash Flow from Financing Activities	(391,069,975.27)	(25,528,386.38)
Net Surplus/(Deficit) for the Year	1,865,166.03	(21,043.46)
Add: Opening Balance	9,285.91	30,329.37
Closing Cash Balance	1,874,451.94	9,285.91

**TOUNGO LOCAL GOVERNMENT COUNCIL,
ADAMAWA STATE
STATEMENT OF FINANCIAL POSITION AS AT DECEMBER 31ST, 2019**

	NOTES	2019 ₦	2018 ₦
ASSETS			
Cash and Bank Balances	21	1,874,451.94	9,285.91
TOTAL ASSETS		1,874,451.94	9,285.91
LIABILITIES			
Public Funds	29	1,874,451.94	9,285.91
TOTAL LIABILITIES		1,874,451.94	9,285.91

 10/6/2020

..... Chairman

 10/6/2020

..... Director Finance

**TOUNGO LOCAL GOVERNMENT COUNCIL,
ADAMAWA STATE
STATEMENT OF INCOME AND EXPENDITURE FOR THE YEAR ENDED
DECEMBER 31ST, 2019**

	NOTES	APPROVED BUDGET 2019	FINAL BUDGET 2019	ACTUAL 2019	VARIANCE	ACTUAL 2018
		₦	₦	₦	₦	₦
OPENING BALANCE				9,285.91		30,329.37
Add: Revenue						
REVENUE						
Statutory Revenue	1	2,247,218,888.67	2,247,218,888.67	1,890,803,326.65	(356,415,562.02)	1,923,118,372.50
Independent Revenue	2	62,701,500.00	62,701,500.00	48,037,900.00	(14,663,600.00)	50,955,300.00
Capital Receipts and Other Revenue Sources	3	12,407,567.95	12,407,567.95	-	(12,407,567.95)	-
TOTAL REVENUE		2,322,327,956.62	2,322,327,956.62	1,938,841,226.65	(383,486,729.97)	1,974,073,672.50
EXPENDITURE						
Personnel Cost	10	733,649,022.05	411,649,409.19	373,009,738.44	38,639,670.75	423,938,966.23
Overhead Cost	13	410,243,285.77	509,883,285.77	455,476,160.55	54,407,125.22	578,501,098.24
Loans and Advances	14	-	-	-	-	-
Grants and Contributions	15	242,004,295.66	667,755,295.66	659,052,916.04	8,702,379.62	675,406,922.06
Subsidies	16	-	28,000,000.00	26,040,434.90	1,959,565.10	8,583,782.85
Public Debt Charges	17	187,194,142.57	391,069,975.27	391,069,975.27	-	25,528,386.38
TOTAL OPERATING EXPENDITURE		1,573,090,746.05	2,008,357,965.90	1,904,649,225.21	103,708,740.69	1,711,959,155.75
BALANCE FOR THE PERIOD BEFORE CAPITAL EXPENDITURE		749,237,210.57	313,969,990.72	34,201,287.35	(487,195,470.66)	262,144,846.12
CAPITAL EXPENDITURE						
Purchase of Fixed Assets	20A	221,331,537.10	99,861,537.10	1,058,482.55	98,803,054.55	92,979,699.39
Construction/Provision of Fixed Assets	20B	403,155,673.47	139,858,453.62	28,523,354.78	111,335,098.84	152,472,879.08
Rehabilitation/Repairs of Fixed Assets	20C	101,200,000.00	69,600,000.00	2,744,998.08	66,855,001.92	16,682,981.74
Preservation of the Environment	20D	23,550,000.00	4,650,000.00	-	4,650,000.00	-
Acquisition of Non Tangible Assets	20E	-	-	-	-	-
TOTAL CAPITAL EXPENDITURE		749,237,210.57	313,969,990.72	32,326,835.41	281,643,155.31	262,135,560.21
TRANSFERS						
Transfers to Other Funds	18A	-	-	-	-	-
Transfers - Payments to Individuals	18B	-	-	-	-	-
TRANSFERS TOTAL		-	-	-	-	-
SURPLUS/(DEFICIT)		0.00	0.00	1,874,451.94		9,285.91

**TOUNGO LOCAL GOVERNMENT COUNCIL,
ADAMAWA STATE
STATEMENT OF CONSOLIDATED REVENUE FUND FOR THE YEAR
ENDED DECEMBER 31ST, 2019**

	NOTES	APPROVED BUDGET 2019	FINAL BUDGET 2019	ACTUAL 2019	VARIANCE	ACTUAL 2018
		₦	₦	₦	₦	₦
OPENING BALANCE		-	-	-	-	30,329.37
Add: Revenue						
REVENUE						
Statutory Revenue	1	2,247,218,888.67	2,247,218,888.67	1,890,803,326.65	(356,415,562.02)	1,923,118,372.50
Independent Revenue	2	62,701,500.00	62,701,500.00	48,037,900.00	(14,663,600.00)	50,955,300.00
TOTAL REVENUE		2,309,920,388.67	2,309,920,388.67	1,938,841,226.65	(371,079,162.02)	1,974,104,001.87
EXPENDITURE						
Personnel Cost	10	733,649,022.05	411,649,409.19	373,009,738.44	38,639,670.75	423,938,966.23
Government Contribution to Pension	11	-	-	-	-	-
Social Benefits	12	-	-	-	-	-
Overhead Cost	13	410,243,285.77	509,883,285.77	455,476,160.55	54,407,125.22	578,501,098.24
Loans and Advances	14	-	-	-	-	-
Grants and Contributions	15	242,004,295.66	667,755,295.66	659,052,916.04	8,702,379.62	675,406,922.06
Subsidies	16	-	28,000,000.00	26,040,434.90	1,959,565.10	8,583,782.85
Public Debt Charges	17	187,194,142.57	391,069,975.27	391,069,975.27	-	25,528,386.38
Below the Line Payments	19	-	-	-	-	-
TOTAL OPERATING EXPENDITURE		1,573,090,746.05	2,008,357,965.90	1,904,649,225.21	103,708,740.69	1,711,959,155.75
BALANCE FOR THE PERIOD BEFORE TRANSFERS				34,192,001.44		262,144,846.12
TRANSFERS						
Transfer to Capital Development Fund				(34,192,001.44)		(262,144,846.12)
Transfer from Capital Development Fund		-	-	-	-	-
TRANSFERS TOTAL		-	-	(34,192,001.44)	-	(262,144,846.12)
CLOSING BALANCE		-	-	-	-	-

**TOUNGO LOCAL GOVERNMENT COUNCIL,
ADAMAWA STATE
STATEMENT OF CAPITAL DEVELOPMENT FUND FOR THE YEAR ENDED
DECEMBER 31ST, 2019**

	NOTES	APPROVED BUDGET 2019	FINAL BUDGET 2019	ACTUAL 2019	VARIANCE	ACTUAL 2018
		₦	₦	₦	₦	₦
OPENING BALANCE		-	-	9,285.91	-	-
Add: Revenue (Capital Receipts)						
Transfer from Consolidated Revenue Fund				34,192,001.44		262,144,846.12
Capital Receipts and Other Revenue Sources	3	12,407,567.95	12,407,567.95	-	(12,407,567.95)	-
CAPITAL RECEIPTS SUB-TOTAL		12,407,567.95	12,407,567.95	34,192,001.44	(12,407,567.95)	262,144,846.12
Transfer to Consolidated Revenue Fund		-	-	-	-	-
TOTAL CAPITAL REVENUE AVAILABLE		12,407,567.95	12,407,567.95	34,201,287.35		262,144,846.12
CAPITAL EXPENDITURE						
Purchase of Fixed Assets - General	20A	221,331,537.10	99,861,537.10	1,058,482.55	98,803,054.55	92,979,699.39
Construction/Provision of Fixed Assets - General	20B	403,155,673.47	139,858,453.62	28,523,354.78	111,335,098.84	152,472,879.08
Rehabilitation/Repairs of Fixed Assets - General	20C	101,200,000.00	69,600,000.00	2,744,998.08	66,855,001.92	16,682,981.74
Preservation of the Environment - General	20D	23,550,000.00	4,650,000.00	-	4,650,000.00	-
Acquisition of Non Tangible Assets	20E	-	-	-	-	-
TOTAL CAPITAL EXPENDITURE		749,237,210.57	313,969,990.72	32,326,835.41	281,643,155.31	262,135,560.21
CLOSING BALANCE		-	-	1,874,451.94		9,285.91

STATEMENT OF ACCOUNTING POLICIES

The following are the summaries of the significant accounting policies adopted by Toungo Local Government Council of Adamawa State in the preparation of the accounts.

a. Statement of Compliance and Basis of Preparation

The financial statements have been prepared in accordance with and comply with International Public Sector Accounting Standards (IPSAS). The accounting policies have been consistently applied to all the years presented.

The financial statements have been prepared on the basis of historical cost, unless stated otherwise. The cash flow statement is prepared using the direct method. The financial statements are prepared on Cash Basis.

b. Revenue

Revenue from Federation Account Allocation Committee (FAAC), Independent Revenue, Capital Receipts and Other Revenues were recognized in the year they were actually received.

c. Recurrent Expenditure

They were considered in the financial statements in the year that payments were made.

d. Capital Expenditure

Expenditure of capital in nature were written off in the same year they were charged to the account.

NOTES TO THE FINANCIAL STATEMENTS

NOTES	DESCRIPTION	FDN	APPROVED BUDGET 2019	FINAL BUDGET 2019	ACTUAL 2019	VARIANCE	ACTUAL 2018
			₦	₦	₦	₦	₦
1	GOVERNMENT SHARE OF FAAC (STATUTORY REVENUE)	1					
	Local Government Share of FAAC		1,813,954,083.54	1,813,954,083.54	1,536,815,277.72	(277,138,805.82)	1,587,011,446.67
	Allocation from State Government		50,000,000.00	50,000,000.00	-	(50,000,000.00)	-
	Excess Petroleum Profit Tax (PPT Revenue)		-	-	-	-	7,039,714.60
	Exchange Difference		-	-	48,072,117.71	48,072,117.71	42,413,588.03
	Refund from Paris Club		-	-	-	-	-
	Recovered Excess Bank Charges		-	-	-	-	792,135.70
	Equalisation		-	-	-	-	-
	Budget Augmentation		-	-	-	-	-
	Refund From Federal Government		-	-	-	-	-
	Stabilization Fund Receipts		48,478,731.12	48,478,731.12	-	(48,478,731.12)	-
	Local Government Share of VAT		326,739,680.22	326,739,680.22	305,915,931.22	(20,823,749.00)	285,861,487.51
	Local Government Share of Excess Crude Account		8,046,393.79	8,046,393.79	-	(8,046,393.79)	-
	STATUTORY REVENUE TOTAL		2,247,218,888.67	2,247,218,888.67	1,890,803,326.65	(356,415,562.02)	1,923,118,372.50
2	INDEPENDENT REVENUE						
	Personal Taxes	2A	4,571,000.00	4,571,000.00	5,862,400.00	1,291,400.00	15,286,700.00
	Licences - General	2B	8,266,500.00	8,266,500.00	10,071,400.00	1,804,900.00	12,229,200.00
	Fees - General	2E	8,101,000.00	8,101,000.00	8,662,100.00	561,100.00	5,605,000.00
	Fines - General	2F	-	-	-	-	4,076,500.00
	Sales - General	2G	1,100,000.00	1,100,000.00	7,323,700.00	6,223,700.00	4,585,900.00
	Earnings - General	2H	34,550,000.00	34,550,000.00	11,678,300.00	(22,871,700.00)	1,528,700.00
	Rent on Government Buildings - General	2I	1,262,000.00	1,262,000.00	1,618,500.00	356,500.00	-
	Rent on Land & Others - General	2J	1,436,000.00	1,436,000.00	1,841,700.00	405,700.00	-
	Repayments - General	2K	490,000.00	490,000.00	330,000.00	(160,000.00)	-
	Investment Income	2L	-	-	-	-	-
	Interest Earned	2M	25,000.00	25,000.00	1,000.00	(24,000.00)	-
	Rates	2O	970,000.00	970,000.00	38,200.00	(931,800.00)	4,076,400.00
	Miscellaneous	2P	1,930,000.00	1,930,000.00	610,600.00	(1,319,400.00)	3,566,900.00
	INDEPENDENT REVENUE TOTAL		62,701,500.00	62,701,500.00	48,037,900.00	(14,663,600.00)	50,955,300.00
3	OTHER REVENUE SOURCES AND CAPITAL RECEIPTS						
	Domestic Aids	3A	11,852,567.95	11,852,567.95	-	(11,852,567.95)	-
	Foreign Aids	3B	-	-	-	-	-
	Domestic Grants	3C	555,000.00	555,000.00	-	(555,000.00)	-
	Foreign Grants	3D	-	-	-	-	-
	Transfer From CRF to CDF	4	-	-	-	-	-
	Other Capital Receipts	5	-	-	-	-	-
	Domestic Loans/ Borrowings Receipt	6A	-	-	-	-	-
	International Loans/ Borrowings Receipt	6B	-	-	-	-	-
	Debt Forgiveness	7	-	-	-	-	-
	Extraordinary Items	8	-	-	-	-	-
	OTHER REVENUE SOURCES AND CAPITAL RECEIPTS - TOTAL		12,407,567.95	12,407,567.95	-	(12,407,567.95)	-
	TOTAL REVENUE		2,322,327,956.62	2,322,327,956.62	1,938,841,226.65	(383,486,729.97)	1,974,073,672.50

NOTES TO THE FINANCIAL STATEMENTS

NN	ECONOMIC CODE	DESCRIPTION	APPROVED BUDGET 2019	FINAL BUDGET 2019	ACTUAL 2019	VARIANCE	ACTUAL 2018
			₹	₹	₹	₹	₹
	1	REVENUE					
	11	GOVERNMENT SHARE OF FAAC (STATUTORY REVENUE)					
1	1101	GOVERNMENT SHARE OF FAAC (STATUTORY REVENUE)					
	110101	LOCAL GOVERNMENT SHARE OF FAAC			-	-	-
	11010101	Local Government Share of FAAC	1,813,954,083.54	1,813,954,083.54	1,536,815,277.72	(277,138,805.82)	1,587,011,446.67
	11010104	Allocation from State Government	50,000,000.00	50,000,000.00	-	(50,000,000.00)	-
	11010105	Excess Petroleum Profit Tax (PPT Revenue)			-	-	7,039,714.60
	11010106	Exchange Difference	-	-	48,072,117.71	48,072,117.71	42,413,588.03
	11010107	Refund from Paris Club	-	-	-	-	-
	11010108	Recovered Excess Bank Charges	-	-	-	-	792,135.70
	11010109	Equalisation	-	-	-	-	-
	11010110	Budget Augmentation	-	-	-	-	-
	11010111	Refund from Federal Government	-	-	-	-	-
	11010112	Stabilization Fund Receipts	48,478,731.12	48,478,731.12	-	(48,478,731.12)	-
	110102	GOVERNMENT SHARE OF VAT					
	11010201	Local Government Share of VAT	326,739,680.22	326,739,680.22	305,915,931.22	(20,823,749.00)	285,861,487.51
	110103	GOVERNMENT SHARE OF EXCESS CRUDE ACCOUNT					
	11010303	Local Government Share of Excess Crude Account	8,046,393.79	8,046,393.79	-	(8,046,393.79)	-
		STATUTORY REVENUE TOTAL	2,247,218,888.67	2,247,218,888.67	1,890,803,326.65	(356,415,562.02)	1,923,118,372.50
2	12	INDEPENDENT REVENUE	-	-			
	1201	TAX REVENUE	-	-			
2A	120101	PERSONAL TAXES					
	12010101	Community Development/Poll Tax	3,971,000.00	3,971,000.00	5,092,900.00	1,121,900.00	13,280,100.00
	12010104	Arrears: Community or Poll Tax	-	-	-	-	-
	12010105	Dev. Tax or Levy	-	-	-	-	-
	12010106	Arrears: Dev. Tax or Levy	-	-	-	-	-
	12010107	Cattle Tax (Where Applicable)	600,000.00	600,000.00	769,500.00	169,500.00	2,006,600.00
	12010108	Arrears: Cattle Tax (Where Applicable)	-	-	-	-	-
	12010109	Other Special Service Taxes (E.G. Electricity, Water, or Night Guard Rate)	-	-	-	-	-
	12010110	Arrears: Other Special Service Taxes (E.G. Electricity, Water, or Night Guard Rate)	-	-	-	-	-
	12010111	Produce Sales Tax	-	-	-	-	-
	12010112	Entertainment Tax	-	-	-	-	-
		PERSONAL TAXES TOTAL	4,571,000.00	4,571,000.00	5,862,400.00	1,291,400.00	15,286,700.00
	1202	NON-TAX REVENUE	-	-			
2B	120201	LICENCES - GENERAL					
	12020102	Goldsmiths & Gold Dealer Licenses	23,000.00	23,000.00	-	(23,000.00)	28,300.00
	12020105	Radio/Television Station Licenses	-	-	-	-	20,300.00
	12020107	Boats & Canoe (Small Craft) License	-	-	-	-	13,500.00
	12020109	Registration of Voluntary Organizations	-	-	-	-	-
	12020110	Inland Water-Way License	-	-	-	-	-
	12020111	Bake House License	105,000.00	105,000.00	147,500.00	42,500.00	129,300.00
	12020112	Bicycles License & Hire Permits	115,000.00	115,000.00	33,700.00	(81,300.00)	141,600.00
	12020113	Brickmaking, Etc License	26,250.00	26,250.00	60,300.00	34,050.00	32,300.00
	12020114	Cart Licenses	47,000.00	47,000.00	53,900.00	6,900.00	44,300.00
	12020115	Dane Gun Licenses	42,000.00	42,000.00	128,300.00	86,300.00	51,700.00
	12020116	Cattle Dealer Licenses	100,000.00	100,000.00	230,900.00	130,900.00	-
	12020117	Dried Fish & Meat Licenses	180,000.00	180,000.00	1,700.00	(178,300.00)	221,700.00
	12020118	Pet (Dog) Licenses	44,000.00	44,000.00	2,200.00	(41,800.00)	54,200.00
	12020119	Fishing Permits	55,000.00	55,000.00	7,900.00	(47,100.00)	67,700.00
	12020120	Hawker's Permits	200,000.00	200,000.00	388,000.00	188,000.00	129,300.00
	12020121	Hunting Permits	250,000.00	250,000.00	1,800,500.00	1,550,500.00	270,900.00
	12020122	Produce Buying Licenses	1,400,000.00	1,400,000.00	-	(1,400,000.00)	1,477,700.00
	12020123	Animal Health Certificate Licenses	-	-	801,600.00	801,600.00	379,300.00
	12020124	Abattoir/Slaughter Licenses	625,000.00	625,000.00	-	(625,000.00)	708,100.00
	12020125	Renewal of Fisher Licenses	-	-	2,892,100.00	2,892,100.00	-
	12020126	Hiring Services	2,255,000.00	2,255,000.00	-	(2,255,000.00)	2,776,800.00
	12020127	Borehole Drilling Licenses	-	-	-	-	-
	12020129	Cinematograph Licenses	52,500.00	52,500.00	316,500.00	264,000.00	64,600.00
	12020130	Liquor Licenses	246,750.00	246,750.00	-	(246,750.00)	303,800.00
	12020136	Trade Permit Licenses	-	-	-	-	5,313,800.00
	12020137	Motor Cycle Licence	-	-	-	-	-
	12020138	Hackney Permit Licence	-	-	-	-	-
	12020139	Buki Cigarettes Licence	-	-	-	-	-
	12020140	Auctioneer Licence	-	-	-	-	-
	12020141	Registration of Septic Tank Dislodging	-	-	3,206,300.00	3,206,300.00	-
	12020142	Pit Sawing Licence	2,500,000.00	2,500,000.00	-	(2,500,000.00)	-
		LICENCES TOTAL	8,266,500.00	8,266,500.00	10,071,400.00	1,804,900.00	12,229,200.00

NOTES TO THE FINANCIAL STATEMENTS

2E	120204	FEES - GENERAL			-	-	-
	12020404	Trade Union Fees	46,000.00	46,000.00	59,000.00	13,000.00	41,500.00
	12020417	Contractor Registration Fees	-	-	-	-	-
	12020418	Marriage/ Divorce Fees	-	-	-	-	-
	12020419	Attestation of Bachelorhood & Spinsterhood Fees	-	-	-	-	-
	12020425	Disinfection of Produce Fees	-	-	-	-	4,422,300.00
	12020426	Court Summons Fees	240,000.00	240,000.00	-	(240,000.00)	216,400.00
	12020427	Tender Fees	50,000.00	50,000.00	2,000.00	(48,000.00)	-
	12020436	Bill Board Advertisement Fees	230,000.00	230,000.00	295,000.00	65,000.00	207,400.00
	12020440	Medical Consultancy Fees	-	-	-	-	-
	12020441	Laboratory Fees	-	-	-	-	-
	12020442	Association Fees	52,500.00	52,500.00	-	(52,500.00)	47,300.00
	12020443	Birth & Death Registration Fees	-	-	-	-	9,500.00
	12020444	Burial Fees	-	-	-	-	-
	12020445	Change of Ownership Fees	142,000.00	142,000.00	182,100.00	40,100.00	37,900.00
	12020446	Agricultural/Vetinary Services Fees	-	-	-	-	-
	12020448	Development Levies	528,000.00	528,000.00	677,200.00	149,200.00	476,200.00
	12020449	Business/Trade Operating Fees	6,702,500.00	6,702,500.00	7,442,500.00	740,000.00	47,300.00
	12020450	Inspection Fees	-	-	-	-	-
	12020451	Timber & Forest Fees	-	-	-	-	-
	12020453	Applications Fees	-	-	-	-	-
	12020454	Parking Fees	110,000.00	110,000.00	4,300.00	(105,700.00)	99,200.00
	12020455	Learning Driving Test Fees	-	-	-	-	-
	12020456	Wharf Landing Fees	-	-	-	-	-
	12020457	Entertainment, Drumming and Temporary Both Permit Fees	-	-	-	-	-
	12020458	Control of Noise Permit Fees	-	-	-	-	-
	12020459	Naming of Street Registration Fees	-	-	-	-	-
	12020460	Tent At Sea Beech Permit Fees	-	-	-	-	-
	12020461	Beggars Minstrel Fees	-	-	-	-	-
	12020462	Open Air Preaching Permit Fees	-	-	-	-	-
	12020463	Dislodging of Septic Tank Charges	-	-	-	-	-
	12020464	Night Soil Disposal/Depot Fees	-	-	-	-	-
	12020465	Registration of Night Soil Contractors Fees	-	-	-	-	-
	12020466	Vault Fees	-	-	-	-	-
	12020467	Sand Dredging Fees	-	-	-	-	-
		FEES TOTAL	8,101,000.00	8,101,000.00	8,662,100.00	561,100.00	5,605,000.00
2F	120205	FINES - GENERAL			-	-	-
	12020501	Towing of Vehicle Fines and Fees	-	-	-	-	1,630,600.00
	12020502	Fines on Overdue Lost Library Books	-	-	-	-	-
	12020503	Impounding of Animals Fines	-	-	-	-	2,445,900.00
		FINES TOTAL	-	-	-	-	4,076,500.00
2G	120206	SALES - GENERAL			-	-	-
	12020601	Sales of Journal & Publications	-	-	-	-	-
	12020603	Sales of ID Cards	-	-	-	-	-
	12020604	Sales of Stores/Scraps/Unservicable Items	495,000.00	495,000.00	634,800.00	139,800.00	1,665,400.00
	12020605	Sales of Vaccines	-	-	-	-	-
	12020607	Sales of Consultancy Registration Forms	-	-	-	-	1,327,500.00
	12020608	Sales of Improved Seeds/Chemical	275,000.00	275,000.00	352,700.00	77,700.00	1,593,000.00
	12020609	Proceeds from Sales of Farm Produce	330,000.00	330,000.00	6,336,200.00	6,006,200.00	-
	12020610	Proceeds from Sales of Goods By Public Auctions	-	-	-	-	-
	12020611	Proceeds from Sales of Govt. Vehicles	-	-	-	-	-
	12020612	Proceeds from Sales of Drugs and Medications	-	-	-	-	-
	12020614	Sales of Govt. Buildings	-	-	-	-	-
	12020615	Sales of Uniforms	-	-	-	-	-
		SALES TOTAL	1,100,000.00	1,100,000.00	7,323,700.00	6,223,700.00	4,585,900.00
2H	120207	EARNINGS -GENERAL			-	-	-
	12020701	Earnings from Consultancy Services	-	-	-	-	-
	12020702	Earnings from Laboratory Services	-	-	-	-	-
	12020703	Earnings from Hire of Plants & Equipment	26,250,000.00	26,250,000.00	1,033,400.00	(25,216,600.00)	-
	12020704	Earnings from the Use of Govt. Vehicles	-	-	-	-	-
	12020705	Earnings from the Use of Govt. Halls	-	-	-	-	-
	12020706	Earnings from Toll Gates	-	-	-	-	-
	12020707	Earnings from Medical Services	-	-	-	-	-
	12020708	Earnings from Agricultural Produce	3,600,000.00	3,600,000.00	4,617,100.00	1,017,100.00	-
	12020709	Earnings from Tourism/Culture/Arts Centres	-	-	-	-	-
	12020710	Earnings from Guest Houses	-	-	-	-	-
	12020711	Earnings from Commercial Activities	4,700,000.00	4,700,000.00	6,027,800.00	1,327,800.00	1,528,700.00
	12020712	Earnings from Environmental Sanitation Services	-	-	-	-	-
		EARNINGS TOTAL	34,550,000.00	34,550,000.00	11,678,300.00	(22,871,700.00)	1,528,700.00

NOTES TO THE FINANCIAL STATEMENTS

2I	120208	RENT ON GOVERNMENT BUILDINGS - GENERAL			-	-	-
	12020801	Rent on Govt. Quarters	690,000.00	690,000.00	884,900.00	194,900.00	-
	12020802	Rent on Govt. offices	-	-	-	-	-
	12020803	Rent on Govt Buildings	572,000.00	572,000.00	733,600.00	161,600.00	-
	12020804	Rent on Conference Centres	-	-	-	-	-
	12020805	Rent on Building At Aerodromes	-	-	-	-	-
		RENT ON GOVERNMENT BUILDINGS TOTAL	1,262,000.00	1,262,000.00	1,618,500.00	356,500.00	-
2J	120209	RENT ON LAND & OTHERS - GENERAL			-	-	-
	12020901	Rent on Govt. Land	861,000.00	861,000.00	1,104,300.00	243,300.00	-
	12020903	Rents & Premium on the Allocation of Land	-	-	-	-	-
	12020904	Rents of Plots & Sites Services Programme	-	-	-	-	-
	12020905	Lease Rental	-	-	-	-	-
	12020906	Rents on Govt. Properties	575,000.00	575,000.00	737,400.00	162,400.00	-
		RENT ON LAND & OTHERS TOTAL	1,436,000.00	1,436,000.00	1,841,700.00	405,700.00	-
2K	120210	REPAYMENTS - GENERAL			-	-	-
	12021002	Motor Vehicle Advances	250,000.00	250,000.00	320,600.00	70,600.00	-
	12021003	Bicycle Advances (Principal)	-	-	-	-	-
	12021004	Motor Vehicle Refurbishing Loan	-	-	-	-	-
	12021005	House Refurbishing Loan	-	-	-	-	-
	12021006	Refunds	240,000.00	240,000.00	9,400.00	(230,600.00)	-
		REPAYMENTS TOTAL	490,000.00	490,000.00	330,000.00	(160,000.00)	-
2L	120211	INVESTMENT INCOME			-	-	-
	12021101	Operating Surplus	-	-	-	-	-
	12021102	Dividend Received	-	-	-	-	-
	12021103	Other Investment Income	-	-	-	-	-
		INVESTMENT INCOME TOTAL	-	-	-	-	-
2M	120212	INTEREST EARNED			-	-	-
	12021201	Motor Vehicle Advances	-	-	-	-	-
	12021202	Bicycle Advances (Interest)	-	-	-	-	-
	12021203	Refurbishing Loan	-	-	-	-	-
	12021204	Furniture Loan	-	-	-	-	-
	12021205	Interest on Housing Loan	-	-	-	-	-
	12021206	Interest on Loans to States	-	-	-	-	-
	12021207	Interest on Loans to Lgas	-	-	-	-	-
	12021208	Interest on Loans to Government Owned Companies	-	-	-	-	-
	12021209	Interest on Debenture Loans	-	-	-	-	-
	12021210	Bank Interest	25,000.00	25,000.00	1,000.00	(24,000.00)	-
	12021211	Gains on Foreign Exchange	-	-	-	-	-
		INTEREST EARNED TOTAL	25,000.00	25,000.00	1,000.00	(24,000.00)	-
2O	120214	RATES			-	-	-
	12021401	Tenement Rate	500,000.00	500,000.00	19,700.00	(480,300.00)	1,222,900.00
	12021402	Penalty For Tenement Rate	-	-	-	-	-
	12021403	Arreas of Tenement Rate	-	-	-	-	407,600.00
	12021404	Ground Rent	470,000.00	470,000.00	18,500.00	(451,500.00)	815,300.00
	12021405	Federal Government Grant in Lieu of Tenement Rate	-	-	-	-	-
	12021406	State Government Grant in Lieu of Tenement Rate	-	-	-	-	1,630,600.00
		RATES TOTAL	970,000.00	970,000.00	38,200.00	(931,800.00)	4,076,400.00

NOTES TO THE FINANCIAL STATEMENTS

2P	120215	MISCELLANEOUS						
	12021501	Mortuary Hearse and Cementary Earnings	-	-	-	-	-	-
	12021502	Recovery of Losses and Overpayments	1,500,000.00	1,500,000.00	59,100.00	(1,440,900.00)	3,566,900.00	
	12021503	Payment in Lieu of Registration Notices	-	-	-	-	-	-
	12021504	Unclaimed Deposit	-	-	-	-	-	-
	12021505	Indigene Certificate	430,000.00	430,000.00	551,500.00	121,500.00	-	
		MISCELLANEOUS TOTAL	1,930,000.00	1,930,000.00	610,600.00	(1,319,400.00)	3,566,900.00	
3	13	AID AND GRANTS	-	-				
	1301	AID	-	-				
3A	130101	DOMESTIC AIDS						
	13010101	Current Domestic Aids	11,500,000.00	11,500,000.00	-	(11,500,000.00)	-	
	13010102	Capital Domestic Aids	352,567.95	352,567.95	-	(352,567.95)	-	
		DOMESTIC AIDS TOTAL	11,852,567.95	11,852,567.95	-	(11,852,567.95)	-	
3B	130102	FOREIGN AIDS	-	-	-	-	-	
	13010201	Current Foreign Aids	-	-	-	-	-	
	13010202	Capital Foreign Aids	-	-	-	-	-	
		FOREIGN AIDS TOTAL	-	-	-	-	-	
3C	130203	DOMESTIC GRANTS						
	13020301	Current Domestic Grants	345,000.00	345,000.00	-	(345,000.00)	-	
	13020302	Capital Domestic Grants	210,000.00	210,000.00	-	(210,000.00)	-	
		DOMESTIC GRANTS TOTAL	555,000.00	555,000.00	-	(555,000.00)	-	
3D	130204	FOREIGN GRANTS	-	-	-	-	-	
	13020401	Current Foreign Grants	-	-	-	-	-	
	13020402	Capital Foreign Grants	-	-	-	-	-	
		FOREIGN GRANTS TOTAL	-	-	-	-	-	
4	14	CAPITAL DEVELOPMENT FUND (CDF) RECEIPTS	-	-				
	1401	TRANSFER FROM CONSOLIDATED REVENUE FUND TO CDF	-	-				
	140101	TRANSFER FROM CONSOLIDATED REVENUE FUND TO CDF	-	-	-	-	-	
	14010101	Transfer from CRF to CDF	-	-	-	-	-	
		TRANSFER TO CDF TOTAL	-	-	-	-	-	
5	1402	OTHER CAPITAL RECEIPTS	-	-	-	-	-	
	140201	OTHER CAPITAL RECEIPTS	-	-	-	-	-	
	14020201	Other Capital Receipts to CDF	-	-	-	-	-	
	14020202	Sale of Fixed Assets	-	-	-	-	-	
		OTHER CAPITAL RECEIPTS TOTAL	-	-	-	-	-	
6	1403	LOANS/ BORROWINGS RECEIPT	-	-	-	-	-	
6A	140301	DOMESTIC LOANS/ BORROWINGS RECEIPT	-	-	-	-	-	
	14030301	Domestic Loans/ Borrowings from Financial Institutions	-	-	-	-	-	
	14030302	Domestic Loans/ Borrowings from Other Government Entities	-	-	-	-	-	
	14030303	Domestic Loans/ Borrowings from Other Entities/ Organisations	-	-	-	-	-	
		DOMESTIC LOANS/ BORROWINGS TOTAL	-	-	-	-	-	
6B	140302	INTERNATIONAL LOANS/ BORROWINGS RECEIPT	-	-	-	-	-	
	14030201	International Loans/ Borrowings from Financial Institutions	-	-	-	-	-	
	14030202	International Loans/ Borrowings from Other Government Entities	-	-	-	-	-	
	14030203	International Loans/ Borrowings from Other Entities/ Organisations	-	-	-	-	-	
		INTERNATIONAL LOANS/ BORROWINGS TOTAL	-	-	-	-	-	
7	1404	DEBT FORGIVENESS	-	-	-	-	-	
7A	140401	FOREIGN DEBT FORGIVENESS	-	-	-	-	-	
	14040101	Foreign Debt Forgiveness	-	-	-	-	-	
7B	140402	DOMESTIC DEBT FORGIVENESS	-	-	-	-	-	
	14040201	Domestic Debt Forgiveness	-	-	-	-	-	
		DEBT FORGIVENESS TOTAL	-	-	-	-	-	
8	1407	EXTRAORDINARY ITEMS	-	-	-	-	-	
	140701	EXTRAORDINARY ITEMS	-	-	-	-	-	
	14070101	Extraordinary Items	-	-	-	-	-	
	14070102	Unspecified Revenue	-	-	-	-	-	
		EXTRAORDINARY ITEMS TOTAL	-	-	-	-	-	

NOTES TO THE FINANCIAL STATEMENTS

NOTES	ECONOMIC CODE	DESCRIPTION	FDN	APPROVED BUDGET 2019	FINAL BUDGET 2019	ACTUAL 2019	VARIANCE	ACTUAL 2018
				₹	₹	₹	₹	₹
	2	EXPENDITURES						
10	21	Personnel Cost	10					
	21010101	Salary (Excluding CRF Charges Salaries/Allowances)	10A	450,479,822.51	380,479,822.51	370,945,928.92	9,533,893.59	366,455,813.01
	21010102	Overtime payments	10A	-	-	-	-	-
	21010103	Consolidated Revenue Charges - Salaries/Allowances	10A	81,169,586.68	31,169,586.68	2,063,809.52	29,105,777.16	40,730,874.46
	21010130	Salary Arrears	10A	-	-	-	-	-
	210201	Allowances	10B	201,999,612.86	-	-	-	16,752,278.76
	210202	Social Contributions	10C	-	-	-	-	-
		Personnel Cost Total		733,649,022.05	411,649,409.19	373,009,738.44	38,639,670.75	423,938,966.23
11	21020202	Government Contribution to Pension	11	-	-	-	-	-
12	220101	Social Benefits	12	-	-	-	-	-
13	2202	Overhead Cost						
	220201	Travels and Transport - General	13A	41,585,000.00	23,185,000.00	19,169,028.00	4,015,972.00	46,880,042.00
	220202	Utilities - General	13B	16,778,000.00	10,458,000.00	9,356,410.85	1,101,589.15	6,700,911.50
	220203	Materials and Supplies - General	13C	66,911,000.00	116,371,000.00	114,543,970.30	1,827,029.70	122,160,325.51
	220204	Maintenance Services - General	13D	116,465,000.00	28,815,000.00	24,214,155.63	4,600,844.37	7,336,100.72
	220205	Training - General	13E	29,125,000.00	25,455,000.00	24,309,694.30	1,145,305.70	182,154,939.17
	220206	Other Services - General	13F	24,267,285.77	124,967,285.77	122,662,387.41	2,304,898.36	96,185,717.42
	220207	Consulting and Professional Services	13G	19,491,500.00	47,411,500.00	42,885,492.43	4,526,007.57	85,657,361.41
	220208	Fuel and Lubricants	13H	20,062,000.00	1,162,000.00	1,034,277.75	127,722.25	1,116,818.58
	220209	Financial Charges	13I	4,582,000.00	87,572,000.00	81,505,120.88	6,066,879.12	16,412.59
	220210	Miscellaneous Expenses	13J	70,976,500.00	44,486,500.00	15,795,623.01	28,690,876.99	30,292,469.34
		Overhead Cost Total		410,243,285.77	509,883,285.77	455,476,160.55	54,407,125.22	578,501,098.24
14	2203	Loans and Advances						
	220301	Staff Loans and Advances	14A	-	-	-	-	-
		Loans and Advances Total		-	-	-	-	-
15	2204	Grants and Contributions						
	220401	Local Grants and Contributions	15A	242,004,295.66	667,755,295.66	659,052,916.04	8,702,379.62	675,406,922.06
	220402	Foreign Grants and Contributions	15B	-	-	-	-	-
		Grants and Contributions Total		242,004,295.66	667,755,295.66	659,052,916.04	8,702,379.62	675,406,922.06
16	2205	Subsidies						
	220501	Subsidy to Government Owned Companies & Parastatals	16A	-	28,000,000.00	26,040,434.90	1,959,565.10	8,583,782.85
	220502	Subsidy to Private Companies	16B	-	-	-	-	-
		Subsidies Total		-	28,000,000.00	26,040,434.90	1,959,565.10	8,583,782.85
17	2206	Public Debt Charges						
	220601	Foreign Interest/Discount - Treasury Bill	17A	-	-	-	-	-
	220602	Domestic Interest/Discount	17B	187,194,142.57	-	-	-	25,528,386.38
	220603	Interest - Internal Public Debt	17C	-	391,069,975.27	391,069,975.27	-	-
		Public Debt Charges Total		187,194,142.57	391,069,975.27	391,069,975.27	-	25,528,386.38
18	2207	Transfers						
	220701	Transfers to Other Funds	18A	-	-	-	-	-
	220702	Transfers - Payments to Individuals	18B	-	-	-	-	-
		Transfers - Total		-	-	-	-	-
19	220801	Below the Line Payments	19					
		BTL Payments Total		-	-	-	-	-
20	23	Capital Expenditure						
	230101	Purchase of Fixed Assets	20A	221,331,537.10	99,861,537.10	1,058,482.55	98,803,054.55	92,979,699.39
	230201	Construction/Provision of Fixed Assets	20B	403,155,673.47	139,858,453.62	28,523,354.78	111,335,098.84	152,472,879.08
	230301	Rehabilitation/Repairs of Fixed Assets	20C	101,200,000.00	69,600,000.00	2,744,998.08	66,855,001.92	16,682,981.74
	230401	Preservation of the Environment	20D	23,550,000.00	4,650,000.00	-	4,650,000.00	-
	230501	Acquisition of Non Tangible Assets	20E	-	-	-	-	-
		Capital Expenditure Total		749,237,210.57	313,969,990.72	32,326,835.41	281,643,155.31	262,135,560.21
		TOTAL EXPENDITURE		2,322,327,956.62	2,322,327,956.62	1,936,976,060.62	385,351,896.00	1,974,094,715.96

NOTES TO THE FINANCIAL STATEMENTS

FDN	ECONOMIC CODE	DESCRIPTION	APPROVED BUDGET 2019	FINAL BUDGET 2019	ACTUAL 2019	VARIANCE	ACTUAL 2018
			₦	₦	₦	₦	₦
	2	EXPENDITURE					
10	21	Personnel cost					
	2101	Salaries and Wages					
10A	210101	Salaries and Wages					
	21010101	Salary (Excluding CRF Charges Salaries/Allowances)	450,479,822.51	380,479,822.51	370,945,928.92	9,533,893.59	366,455,813.01
	21010102	Overtime Payments	-	-	-	-	-
	21010103	Consolidated Revenue Charges - Salaries/Allowances	81,169,586.68	31,169,586.68	2,063,809.52	29,105,777.16	40,730,874.46
	21010130	Salary Arrears	-	-	-	-	-
		TOTAL	531,649,409.19	411,649,409.19	373,009,738.44	38,639,670.75	407,186,687.47
	ECONOMIC CODE	DESCRIPTION					
	2102	ALLOWANCES AND SOCIAL CONTRIBUTIONS					
10B	210201	Allowances	201,999,612.86	-	-	-	16,752,278.76
		TOTAL	201,999,612.86	-	-	-	16,752,278.76
	22	OTHER RECURRENT COSTS					
13	2202	OVERHEAD COST					
	ECONOMIC CODE	DESCRIPTION					
13A	220201	TRAVEL AND TRANSPORT - GENERAL					
	22020101	Local travels and transport: training	19,675,000.00	4,675,000.00	3,712,419.51	962,580.49	6,690,871.21
	22020102	Local travels and transport: others	18,250,000.00	5,250,000.00	5,204,711.75	45,288.25	7,073,208.86
	22020103	International travels & transport: training	-	-	-	-	8,426,998.34
	22020104	International travels: others	-	2,500,000.00	-	2,500,000.00	4,481,548.57
	22020105	Hotel Accommodation - Local	3,410,000.00	2,410,000.00	2,311,894.52	98,105.48	-
	22020106	Hotel Accommodation - International	-	-	-	-	-
	22020107	Hotel Accommodation - Local Training	250,000.00	250,000.00	-	250,000.00	-
	22020108	Hotel Accommodation - International Training	-	-	-	-	-
	22020109	Per Diems/Estacodes	-	8,100,000.00	7,940,002.22	159,997.78	20,207,415.03
		TOTAL	41,585,000.00	23,185,000.00	19,169,028.00	4,015,972.00	46,880,042.00
	ECONOMIC CODE	DESCRIPTION					
13B	220202	UTILITIES - GENERAL					
	22020201	Electricity Charges	2,220,000.00	8,720,000.00	8,605,886.71	114,113.29	4,257,131.97
	22020202	Telephone Charges	1,545,000.00	145,000.00	79,651.04	65,348.96	679,404.00
	22020203	Internet Access Charges	2,350,000.00	150,000.00	-	150,000.00	-
	22020204	Satellite Broadcasting Access Charges	168,000.00	568,000.00	458,470.34	109,529.66	235,475.25
	22020205	Water Rates	1,125,000.00	125,000.00	-	125,000.00	427,040.16
	22020206	Sewerage Charges	3,960,000.00	260,000.00	-	260,000.00	-
	22020207	Leased Communication Lines	890,000.00	90,000.00	-	90,000.00	732,964.97
	22020208	Software Charges/License Renewal	400,000.00	30,000.00	-	30,000.00	346,698.70
	22020209	Interactive Learning	-	-	-	-	-
	22020210	Multiyear Traffic Order	1,100,000.00	100,000.00	-	100,000.00	-
	22020211	Other Utility Charges	3,020,000.00	270,000.00	212,402.77	57,597.23	22,196.44
		TOTAL	16,778,000.00	10,458,000.00	9,356,410.85	1,101,589.15	6,700,911.50
	ECONOMIC CODE	DESCRIPTION					
13C	220203	MATERIALS AND SUPPLIES - GENERAL					
	22020301	Office Stationaries/Computer Consumables	20,550,000.00	1,250,000.00	1,059,436.13	190,563.87	3,371,601.06
	22020302	Books	1,515,000.00	115,000.00	-	115,000.00	35,863,012.36
	22020303	Newspapers	867,500.00	67,500.00	-	67,500.00	-
	22020304	Magazines and Periodicals	984,500.00	64,500.00	-	64,500.00	-
	22020305	Printing of Non Security Documents	2,917,000.00	34,617,000.00	34,556,534.97	60,465.03	1,063,272.67
	22020306	Printing of Security Documents	3,430,000.00	230,000.00	-	230,000.00	3,249,219.50
	22020307	Drugs/Laboratory/Medical Supplies	13,075,000.00	925,000.00	850,899.92	74,100.08	36,883,667.98
	22020308	Field and Camping Materials Supplies	2,482,000.00	132,000.00	-	132,000.00	-
	22020309	Uniforms and Other Clothing	4,730,000.00	-	-	-	202,528.13
	22020310	Teachind Aids/Instructional Materials	5,900,000.00	61,560,000.00	61,554,080.40	5,919.60	13,690,901.37
	22020311	Food stuff/Catering Materials Supplies	6,010,000.00	310,000.00	-	310,000.00	-
	22020312	Chemicals and Reagents Materials Supplies	150,000.00	9,050,000.00	8,673,934.55	376,065.45	19,468,875.42
	22020313	Other Materials and Supplies	4,300,000.00	8,050,000.00	7,849,084.32	200,915.68	8,367,247.03
		TOTAL	66,911,000.00	116,371,000.00	114,543,970.30	1,827,029.70	122,160,325.51
	ECONOMIC CODE	DESCRIPTION					
13D	220204	MAINTENANCE SERVICES GENERAL					
	22020401	Maintenance of Motor Vehicles/Transport Equipment	25,400,000.00	8,400,000.00	8,197,468.71	202,531.29	6,052,648.19
	22020402	Maintenance of Office Furniture	14,470,000.00	970,000.00	745,987.39	224,012.61	483,531.46
	22020403	Maintenance of Office Building/Residential Qtrs	24,480,000.00	1,480,000.00	-	1,480,000.00	-
	22020404	Maintenance of Office/IT Equipment	3,930,000.00	1,280,000.00	1,262,043.63	17,956.37	247,704.38
	22020405	Maintenance of Plant and Generators	4,885,000.00	385,000.00	-	385,000.00	167,610.70
	22020406	Other Maintenance Services	21,800,000.00	13,700,000.00	12,900,243.41	799,756.59	-
	22020407	Maintenance of Air Conditioners	1,100,000.00	100,000.00	-	100,000.00	34,381.68
	22020408	Maintenance of Boats	3,300,000.00	200,000.00	-	200,000.00	201,601.68
	22020409	Maintenance of Railway Equipments	7,350,000.00	-	-	-	-
	22020410	Maintenance of Street Lights	-	-	-	-	-
	22020411	Maintenance of Communication Equipments	1,550,000.00	-	-	-	40,007.77
	22020412	Maintenance of Market/Public Places	3,000,000.00	2,000,000.00	1,108,412.50	891,587.50	108,614.86
	22020413	Minor Road Maintenance	5,200,000.00	300,000.00	-	300,000.00	-
		TOTAL	116,465,000.00	28,815,000.00	24,214,155.63	4,600,844.37	7,336,100.72

NOTES TO THE FINANCIAL STATEMENTS

	ECONOMIC CODE	DESCRIPTION					
13E	220205	TRAINING GENERAL					
	22020501	Local Training	10,065,000.00	4,365,000.00	3,797,770.23	567,229.77	116,516,746.62
	22020502	International Training	7,110,000.00	390,000.00	-	390,000.00	8,335,029.71
	22020503	Other Trainings	2,200,000.00	150,000.00	-	150,000.00	371,212.54
	22020504	Seminars/Workshops and Conference	9,750,000.00	20,550,000.00	20,511,924.07	38,075.93	56,931,950.31
		TOTAL	29,125,000.00	25,455,000.00	24,309,694.30	1,145,305.70	182,154,939.17
13F	220206	OTHER SERVICE - GENERAL					
	22020601	Security Services	7,800,000.00	121,552,285.77	120,757,704.89	794,580.88	84,439,773.06
	22020602	Office Rent	220,000.00	220,000.00	-	220,000.00	-
	22020603	Residential Rent	345,000.00	345,000.00	-	345,000.00	-
	22020604	Security Vote (Including Operations)	5,850,000.00	850,000.00	-	850,000.00	-
	22020605	Cleaning and Fumigation Services	9,005,000.00	2,000,000.00	1,904,682.52	95,317.48	5,722,028.22
	22020606	Land Uses Charges	1,047,285.77	-	-	-	-
	22020607	Rescue Service	-	-	-	-	6,023,916.13
		TOTAL	24,267,285.77	124,967,285.77	122,662,387.41	2,304,898.36	96,185,717.42
13G	220207	CONSULTING & PROFESSIONAL SERVICE - GENERAL					
	22020701	Financial Consulting	2,636,500.00	21,636,500.00	21,199,725.08	436,774.92	42,545,060.65
	22020702	Information Technology Consulting	722,500.00	722,500.00	-	722,500.00	-
	22020703	Legal Services	4,915,000.00	915,000.00	290,636.07	624,363.93	-
	22020704	Engineering Services	2,835,000.00	835,000.00	339,483.55	495,516.45	-
	22020705	Architectural Services	2,100,000.00	1,100,000.00	-	1,100,000.00	25,871,861.42
	22020706	Surveying Services	1,650,000.00	650,000.00	-	650,000.00	-
	22020707	Agricultural Consulting	335,000.00	335,000.00	-	335,000.00	-
	22020708	Medical Consulting	1,510,000.00	80,000.00	-	80,000.00	4,464,655.61
	22020709	Other Consultancy Services	1,787,500.00	7,287,500.00	7,243,820.50	43,679.50	2,773,646.85
	22020710	Auditing	1,000,000.00	13,850,000.00	13,811,827.24	38,172.76	10,002,136.88
		TOTAL	19,491,500.00	47,411,500.00	42,885,492.43	4,526,007.57	85,657,361.41
13H	220208	FUEL AND LUBRICANTS - GENERAL					
	22020801	Motor Vehicle Fuel Cost	6,680,000.00	350,000.00	344,381.19	5,618.81	311,764.47
	22020802	Other Transport Equipments Fuel Cost	4,590,000.00	525,000.00	403,410.60	121,589.40	354,019.28
	22020803	Plant/Generator Fuel Cost	5,557,000.00	287,000.00	286,485.97	514.03	296,832.59
	22020804	Aircraft Fuel Cost	2,300,000.00	-	-	-	129,982.00
	22020805	Boat Fuel Cost	120,000.00	-	-	-	6,458.73
	22020806	Cooking Gas/Fuel Cost	815,000.00	-	-	-	17,761.51
		TOTAL	20,062,000.00	1,162,000.00	1,034,277.75	127,722.25	1,116,818.58
13I	220209	FINANCIAL CHARGES GENERAL					
	22020901	Bank charges (Other Than Interest)	4,075,000.00	87,065,000.00	81,478,982.97	5,586,017.03	16,412.59
	22020902	Insurance Premium	-	-	-	-	-
	22020903	Loss on Foreign Exchange	-	-	-	-	-
	22020904	Other CRF Bank Charges	507,000.00	507,000.00	26,137.91	480,862.09	-
	22020905	Admin Charges (JAAC)	-	-	-	-	-
		TOTAL	4,582,000.00	87,572,000.00	81,505,120.88	6,066,879.12	16,412.59
13J	220210	MISCELLANEOUS EXPENSES - GENERAL					
	22021001	Refreshment and Meals	11,182,000.00	1,182,000.00	576,477.61	605,522.39	1,755,358.30
	22021002	Honorarium and Sitting Allowance	6,075,000.00	2,075,000.00	1,811,936.92	263,063.08	15,313,008.40
	22021003	Publicity and Advertisements	1,520,000.00	1,520,000.00	78,362.19	1,441,637.81	4,460,463.25
	22021004	Medical Expenses - local	18,467,500.00	9,477,500.00	952,074.78	8,525,425.22	74,277.62
	22021006	Postage and Courier Services	-	-	-	-	-
	22021007	Welfare Packages	3,905,000.00	3,905,000.00	201,318.64	3,703,681.36	489,343.89
	22021008	Subscription to Professional Bodies	2,967,000.00	2,967,000.00	152,960.92	2,814,039.08	857,240.45
	22021009	Sporting Activities	6,610,000.00	1,110,000.00	340,772.40	769,227.60	3,627,825.44
	22021010	Direct Teaching and Laboratory Cost	1,800,000.00	1,800,000.00	92,797.33	1,707,202.67	65,166.86
	22021014	Annual Budget Expenses and Administration	650,000.00	650,000.00	33,510.15	616,489.85	-
	22021019	Medical Expenses - International	-	-	-	-	-
	22021020	Foreign Scholarship Scheme	-	10,000,000.00	9,879,170.48	120,829.52	-
	22021021	Special Days/Celebrations	6,900,000.00	6,900,000.00	1,061,378.12	5,838,621.88	1,810,577.59
	22021022	Youth Corpers Allowance	-	-	-	-	-
	22021023	Development Plan Preparation Expenses	-	-	-	-	-
	22021024	Final Account Preparation Expenses	500,000.00	500,000.00	25,777.03	474,222.97	-
	22021025	Other Miscellaneous Expenses	9,450,000.00	1,450,000.00	573,620.23	876,379.77	749,143.64
	22021026	Monitoring and Evaluation	650,000.00	650,000.00	-	650,000.00	-
	22021027	Daily Rate Allowances	300,000.00	300,000.00	15,466.22	284,533.78	1,090,063.88
		TOTAL	70,976,500.00	44,486,500.00	15,795,623.01	28,690,876.99	30,292,469.34

NOTES TO THE FINANCIAL STATEMENT CONT'D

14	2203	LOANS AND ADVANCES						-	
	ECONOMIC CODE	DESCRIPTION						-	
14A	220301	STAFF LOANS AND ADVANCES - GENERAL						-	
	22030101	Motor Cycle Advances						-	
	22030102	Bicycle Advances						-	
	22030103	Refurbishing Advances						-	
	22030104	Correspondence Advances						-	
	22030105	Spectacle Advances						-	
	22030106	Motor Vehicle Advances						-	
	22030107	Furnishing Advances						-	
	22030108	Housing Loans						-	
		TOTAL						-	
15	2204	GRANTS AND CONTRIBUTIONS - GENERAL						-	
	ECONOMIC CODE	DESCRIPTION						-	
15A	220401	LOCAL GRANTS AND CONTRIBUTIONS						-	
	22040101	Grants to Other Government - Current	262,500.00	262,500.00	-	-	262,500.00	-	
	22040102	Grants to Other Government - Capital	220,000.00	220,000.00	-	-	220,000.00	-	
	22040103	Grants to Local government - Current	1,840,000.00	1,840,000.00	-	-	1,840,000.00	-	
	22040104	Grants to Local Government - Capital						-	
	22040105	Grants to Government Owned Companies - Current						-	
	22040106	Grant to Government Owned Companies - Capital						-	
	22040107	Grants to Private Companies - Current						-	
	22040108	Grants to Private Companies - Capital						-	
	22040109	Grants to Communities/NGO's	7,449,000.00	-	-	-	-	-	
	22040110	Contribution to State University	-	78,000,000.00	76,840,763.89	-	1,159,236.11	79,350,572.33	
	22040111	Grants/Allocation to Development Areas	232,232,795.66	15,232,795.66	13,982,286.02	-	1,250,509.64	16,790,484.00	
	22040112	Contribution to Traditional Councils		83,000,000.00	82,879,596.97	-	120,403.03	111,090,801.27	
	22040113	Contribution to Ministry for Local Government Affairs		19,500,000.00	18,908,033.27	-	591,966.73	19,326,932.24	
	22040115	Contribution to Local Government Education Authority		233,000,000.00	230,252,739.78	-	2,747,260.22	229,717,293.63	
	22040116	Contribution to Primary Health Care Development Agency		153,000,000.00	152,700,281.53	-	299,718.47	147,935,153.86	
	22040117	Contribution to Local government Staff Pension Board		64,000,000.00	63,961,114.88	-	38,885.12	49,599,069.41	
	22040118	Contribution to Local Government Service Commission		15,500,000.00	15,368,152.78	-	131,847.22	15,870,114.48	
	22040119	Contribution to Auditor General Local Government		4,200,000.00	4,159,946.93	-	40,053.07	5,726,500.84	
		TOTAL	242,004,295.66	667,755,295.66	659,052,916.04		8,702,379.62	675,406,922.06	
16	2205	SUBSIDIES GENERAL						-	
	ECONOMIC CODE	DESCRIPTION						-	
16A	220501	SUBSIDY TO GOVERNMENT OWNED COMPANIES & PARASTATALS						-	
	22050101	Subsidy to Government Owned Companies						-	
	22050102	Meals subsidy to Government Schools						-	
	22050104	Petroleum Subsidy						-	
	22050106	Agricultural Inputs Subsidy						-	2,143,034.69
	22050108	Religious Pilgrimage Subsidy		28,000,000.00	26,040,434.90	-	1,959,565.10	6,440,748.15	
		TOTAL	-	28,000,000.00	26,040,434.90		1,959,565.10	8,583,782.85	
	ECONOMIC CODE	DESCRIPTION						-	
16B	220502	SUBSIDY TO PRIVATE COMPANIES						-	
	22050201	Subsidy to Private Companies						-	
		TOTAL	-	-	-		-	-	
17	2206	PUBLIC DEBT CHARGES						-	
	ECONOMIC CODE	DESCRIPTION						-	
17A	220601	FOREIGN INTEREST / DISCOUNT - TREASURY BILL						-	
	22060101	Foreign Interest/Discount - Treasury Bill						-	
	22060102	Foreign Interest/Discount - Short term Borrowings						-	
		TOTAL	-	-	-		-	-	
	ECONOMIC CODE	DESCRIPTION						-	
17B	220602	DOMESTIC INTEREST / DISCOUNT						-	
	22060201	Domestic Interest/Discount - Treasury Bill						-	25,528,386.38
	22060202	Domestic Interest/Discount - Short term Borrowings	187,194,142.57	-	-	-	-	-	
	22060203	Settlement of Liabilities						-	
		TOTAL	187,194,142.57	-	-		-	-	25,528,386.38
	ECONOMIC CODE	DESCRIPTION						-	
17C	220603	INSURANCE PREMIUM						-	
	22060301	Interest - Internal Public Debt		391,069,975.27	391,069,975.27	-	-	-	
		TOTAL	-	391,069,975.27	391,069,975.27		-	-	

NOTES TO THE FINANCIAL STATEMENT CONT'D

	ECONOMIC CODE	DESCRIPTION					
20	23	CAPITAL EXPENDITURE GENERAL					
20A	230101	PURCHASE OF FIXED ASSETS - GENERAL			-		-
	23010101	Purchase/Acquisition of Land	11,000,000.00	11,000,000.00	1,058,482.55	9,941,517.45	5,966,606.42
	23010102	Purchase of Office Building	25,000,000.00	-	-	-	817,702.49
	23010103	Purchase of Residential Buildings	25,000,000.00	-	-	-	-
	23010104	Purchase of Motor Cycles	-	-	-	-	-
	23010105	Purchase of Motor Vehicles	-	-	-	-	3,340,314.68
	23010106	Purchase of Vans	-	-	-	-	-
	23010107	Purchase of Trucks	-	-	-	-	3,270,613.72
	23010108	Purchase of Buses	14,000,000.00	-	-	-	-
	23010109	Purchase of Sea Boats	-	-	-	-	-
	23010110	Purchase of Ships	-	-	-	-	-
	23010111	Purchase of Trains	-	-	-	-	-
	23010112	Purchase of Office Furniture and Fittings	5,000,000.00	5,000,000.00	-	5,000,000.00	16,495,129.03
	23010113	Purchase of Computers	-	-	-	-	7,418,197.01
	23010114	Purchase of Computer Printers	-	-	-	-	-
	23010115	Purchase of Photocopying Machines	-	-	-	-	-
	23010116	Purchase of Typewriters	-	-	-	-	-
	23010117	Purchase of Shredding Machines	-	-	-	-	2,194,059.33
	23010118	Purchase of Scanners	-	-	-	-	-
	23010119	Purchase of Power Generating Set	5,252,000.00	5,252,000.00	-	5,252,000.00	388,075.06
	23010120	Purchase of Canteen/ Kitchen Equipment	500,000.00	500,000.00	-	500,000.00	3,232,418.84
	23010121	Purchase of Residential Furniture	-	-	-	-	14,100,435.96
	23010122	Purchase of Health/Medical Equipment	20,000,000.00	20,000,000.00	-	20,000,000.00	12,223,112.67
	23010123	Purchase of Fire Fighting Equipment	-	-	-	-	-
	23010124	Purchase of Teaching/Learning Aid Equipment	-	-	-	-	9,764,407.87
	23010125	Purchase of Library Books & Equipment	-	-	-	-	-
	23010126	Purchase of Sporting/Gaming Equipment	-	-	-	-	-
	23010127	Purchase of Agricultural Equipment/Irrigation	55,579,537.10	48,109,537.10	-	48,109,537.10	3,172,132.90
	23010128	Purchase of Security Equipment	-	-	-	-	10,596,493.42
	23010129	Purchase of Industrial Equipment	-	-	-	-	-
	23010130	Purchase of Recreational Facilities	-	-	-	-	-
	23010131	Purchase of Air Navigational Equipment	-	-	-	-	-
	23010132	Purchase of Defense Equipment	10,000,000.00	10,000,000.00	-	10,000,000.00	-
	23010133	Purchase of Surveying Equipment	-	-	-	-	-
	23010134	Purchase of Diving Equipment	-	-	-	-	-
	23010135	Kitting of Armed Forces Personnel	-	-	-	-	-
	23010136	Baam Salaluting and Ceremonials	-	-	-	-	-
	23010137	Purchase of Ship Spare/maintenance	-	-	-	-	-
	23010138	Purchase of Aero Spares/Maintenance	-	-	-	-	-
	23010139	Purchase of fertilizer	50,000,000.00	-	-	-	-
		PURCHASE OF FIXED ASSETS -TOTAL	221,331,537.10	99,861,537.10	1,058,482.55	98,803,054.55	92,979,699.39
20B	230201	CONSTRUCTION/PROVISION OF FIXED ASSETS - GENERAL					
	23020101	Construction/Provision of Office Buildings	5,611,714.85	4,967,454.56	-	4,967,454.56	-
	23020102	Construction/Provision of Residential Buildings	27,194,142.57	27,194,142.57	-	27,194,142.57	-
	23020103	Construction/Provision of Electricity	19,000,000.00	10,719,999.99	-	10,719,999.99	-
	23020104	Construction/Provision of Housing	18,000,000.00	18,000,000.00	-	18,000,000.00	-
	23020105	Construction/Provision of Water Facilities	29,476,856.48	29,476,856.49	-	29,476,856.49	25,914,491.30
	23020106	Construction/Provision of Hospital/Health Centers	28,000,000.00	-	-	-	-
	23020107	Construction/Provision of Public Schools	-	-	-	-	19,804,754.35
	23020110	Construction/Provision of Fire Fighting Stations	-	-	-	-	-
	23020111	Construction/Provision of Libraries	-	-	-	-	-
	23020112	Construction/Provision of Sporting Facilities	-	-	-	-	-
	23020113	Construction/Provision of Agricultural Facilities	120,000,000.00	-	-	-	-
	23020114	Construction/Provision of Roads	101,072,959.56	30,700,000.00	28,523,354.78	2,176,645.22	21,360,881.96
	23020115	Construction/Provision of Rail- ways	-	-	-	-	-
	23020116	Construction/Provision of Water -Ways	11,000,000.00	11,000,000.00	-	11,000,000.00	-
	23020117	Construction/Provision of Airport/Aerodromes	-	-	-	-	-
	23020118	Construction/Provision of Infrastructure	2,100,000.00	2,100,000.00	-	2,100,000.00	22,964,855.56
	23020119	Construction/Provision of Recreational Facilities	-	-	-	-	-
	23020122	Construction of Boundary Pillars/Right Ways	-	-	-	-	-
	23020123	Construction of Traffic Lights/Street Lights	-	-	-	-	61,446,652.92
	23020124	Construction of Markets/Parks	36,000,000.00	-	-	-	981,242.99
	23020125	Construction of Power generating Plants	-	-	-	-	-
	23020126	Construction/Provision of Cemeteries	4,200,000.00	4,200,000.00	-	4,200,000.00	-
	23020127	Construction/Provision of ICT Infrastructures	1,500,000.00	1,500,000.00	-	1,500,000.00	-
		CONSTRUCTION/PROVISION OF FIXED ASSETS - TOTAL	403,155,673.47	139,858,453.62	28,523,354.78	111,335,098.84	152,472,879.08

NOTES TO THE FINANCIAL STATEMENT CONT'D

20C	230301	REHABILITATION/REPAIRS OF FIXED ASSETS - GENERAL						
	23030101	Rehabilitation/Repairs - Residential Building	23,000,000.00	4,000,000.00	2,744,998.08	1,255,001.92	8,657,107.86	
	23030102	Rehabilitation/Repairs - Electricity	4,600,000.00	4,600,000.00	-	4,600,000.00	-	
	23030103	Rehabilitation/Repairs - Housing	4,600,000.00	4,600,000.00	-	4,600,000.00	2,886,424.38	
	23030104	Rehabilitation/Repairs - Water Facilities	4,200,000.00	4,200,000.00	-	4,200,000.00	-	
	23030105	Rehabilitation/Repairs - Hospital/Health Centers	11,000,000.00	11,000,000.00	-	11,000,000.00	-	
	23030106	Rehabilitation/Repairs - Public Schools	-	-	-	-	-	
	23030109	Rehabilitation/Repairs - Fire Fighting Stations	-	-	-	-	-	
	23030110	Rehabilitation/Repairs - Libraries	-	-	-	-	-	
	23030111	Rehabilitation/Repairs - Sporting Facilities	-	-	-	-	350,212.16	
	23030112	Rehabilitation/Repairs - Agricultural Facilities	12,000,000.00	12,000,000.00	-	12,000,000.00	-	
	23030113	Rehabilitation/Repairs - Roads	15,400,000.00	15,400,000.00	-	15,400,000.00	-	
	23030114	Rehabilitation/Repairs - Rail Ways	-	-	-	-	-	
	23030115	Rehabilitation/Repairs - Water Ways	6,300,000.00	6,300,000.00	-	6,300,000.00	4,789,237.34	
	23030116	Rehabilitation/Repairs - Air Port/Aerodromes	-	-	-	-	-	
	23030118	Rehabilitation/Repairs - Recreational Facilities	-	-	-	-	-	
	23030119	Rehabilitation/Repairs - Air Navigational Equipment	-	-	-	-	-	
	23030121	Rehabilitation/Repairs - Office Buildings	-	-	-	-	-	
	23030122	Rehabilitation/Repairs - Boundaries	-	-	-	-	-	
	23030123	Rehabilitation/Repairs - Traffic/Street Lights	-	-	-	-	-	
	23030124	Rehabilitation/Repairs - Markets/parks	12,600,000.00	-	-	-	-	
	23030125	Rehabilitation/Repairs - Power Generating Plants	4,000,000.00	4,000,000.00	-	4,000,000.00	-	
	23030126	Rehabilitation/Repairs of Cemeteries	2,000,000.00	2,000,000.00	-	2,000,000.00	-	
	23030127	Rehabilitation/Repairs -ICT Infrastructures	1,500,000.00	1,500,000.00	-	1,500,000.00	-	
		REHABILITATION/REPAIRS OF FIXED ASSETS - TOTAL	101,200,000.00	69,600,000.00	2,744,998.08	66,855,001.92	16,682,981.74	
20D	230401	PRESERVATION OF THE ENVIRONMENT - GNERAL						
	23040101	Tree Planting	1,150,000.00	1,150,000.00	-	1,150,000.00	-	
	23040102	Erosion & Flood Control	18,900,000.00	-	-	-	-	
	23040103	Wild life Conservation	1,100,000.00	1,100,000.00	-	1,100,000.00	-	
	23040104	Industrial Pollution Preservation & Control	-	-	-	-	-	
	23040105	Water Pollution Prevention & Control	2,400,000.00	2,400,000.00	-	2,400,000.00	-	
		PRESERVATION OF THE ENVIRONMENT - TOTAL	23,550,000.00	4,650,000.00	-	4,650,000.00	-	
20E	230501	ACQUISITION OF NON TANGIBLE ASSETS						
	23050101	Research and Development	-	-	-	-	-	
	23050102	Computer Software Acquisition	-	-	-	-	-	
	23050103	Monitoring and Evaluation	-	-	-	-	-	
	23050104	Anniversaries/Celebration	-	-	-	-	-	
	23050107	Margin For Increase In Costs	-	-	-	-	-	
	23050128	Repayment of Capital Loan	-	-	-	-	-	
		ACQUISITION OF NON TANGIBLE ASSETS - TOTAL	-	-	-	-	-	
		CAPITAL EXPENDITURE TOTAL	749,237,210.57	313,969,990.72	32,326,835.41	281,643,155.31	262,135,560.21	

NOTES TO THE FINANCIAL STATEMENT CONT'D

NOTES		2019	2018
21	CASH AND BANK BALANCES	₦	₦
	Cash Account Revenue	6,110.00	-
	Bonghe Microfinance Bank		9,275.28
	First Bank Account	155.62	10.63
	UBA Bank Account	1,868,186.32	
		1,874,451.94	9,285.91
29	PUBLIC FUNDS		
	Statement of Income and Expenditure - Surplus/(Deficit)	1,874,451.94	9,285.91
		1,874,451.94	9,285.91

SCHEDULE OF DETAILED JOINT AND LOCAL GOVERNMENT EXPENDITURE

ECONOMIC CODE	DESCRIPTION	ACTUAL 2019		
		GROUP	LG	TOTAL
		₦	₦	₦
2202	OVERHEAD COST			
220201	TRAVEL AND TRANSPORT - GENERAL			
22020101	Local travels and transport: training	731,764.27	2,980,655.24	3,712,419.51
22020102	Local travels and transport: Others	4,263,849.98	940,861.77	5,204,711.75
22020103	International travels & transport: training	-	-	-
22020104	International travels: others	-	-	-
22020105	Hotel Accommodation - Local	-	2,311,894.52	2,311,894.52
22020106	Hotel Accommodation - International	-	-	-
22020107	Hotel Accommodation - Local Training	-	-	-
22020108	Hotel Accommodation - International Training	-	-	-
22020109	Per Diems/Estacodes	7,940,002.22	-	7,940,002.22
	TOTAL	12,935,616.47	6,233,411.53	19,169,028.00
220202	UTILITIES - GENERAL			
22020201	Electricity Charges	-	8,605,886.71	8,605,886.71
22020202	Telephone Charges	-	79,651.04	79,651.04
22020203	Internet Access Charges	-	-	-
22020204	Satellite Broadcasting Access Charges	-	458,470.34	458,470.34
22020205	Water Rates	-	-	-
22020206	Sewerage Charges	-	-	-
22020207	Leased Communication Lines	-	-	-
22020208	Software Charges/License Renewal	-	-	-
22020209	Interactive Learning	-	-	-
22020210	Multiyear Traffic Order	-	-	-
22020211	Other Utility Charges	-	212,402.77	212,402.77
	TOTAL	-	9,356,410.85	9,356,410.85
220203	MATERIALS AND SUPPLIES - GENERAL			
22020301	Office Stationaries/Computer Consumables	-	1,059,436.13	1,059,436.13
22020302	Books	-	-	-
22020303	Newspapers	-	-	-
22020304	Magazines and Periodicals	-	-	-
22020305	Printing of Non Security Documents	34,406,151.74	150,383.22	34,556,534.97
22020306	Printing of Security Documents	-	-	-
22020307	Drugs/Laboratory/Medical Supplies	-	850,899.92	850,899.92
22020308	Field and Camping Materials Supplies	-	-	-
22020309	Uniforms and Other Clothing	-	-	-
22020310	Teachind Aids/Instructional Materials	61,554,080.40	-	61,554,080.40
22020311	Food stuff/Cartering Materials Supplies	-	-	-
22020312	Chemicals and Reagents Materials Supplies	3,005,243.66	5,668,690.89	8,673,934.55
22020313	Other Materials and Supplies	6,772,171.36	1,076,912.96	7,849,084.32
	TOTAL	105,737,647.17	8,806,323.13	114,543,970.30

SCHEDULE OF DETAILED JOINT AND LOCAL GOVERNMENT EXPENDITURE CONT'D

ECONOMIC CODE	DESCRIPTION			
220204	MAINTENANCE SERVICES GENERAL	-	-	-
22020401	Maintenance of Motor Vehicles/Transport Equipment	4,057,516.45	4,139,952.26	8,197,468.71
22020402	Maintenance of Office Furniture	-	745,987.39	745,987.39
22020403	Maintenance of Office Building/Residential Qtrs	-	-	-
22020404	Maintenance of Office/IT Equipment	-	1,262,043.63	1,262,043.63
22020405	Maintenance of Plant and Generators	-	-	-
22020406	Other Maintenance Services	-	12,900,243.41	12,900,243.41
22020407	Maintenance of Air Conditioners	-	-	-
22020408	Maintenance of Boats	-	-	-
22020409	Maintenance of Railway Equipments	-	-	-
22020410	Maintenance of Street Lights	-	-	-
22020411	Maintenance of Communication Equipments	-	-	-
22020412	Maintenance of Market/Public Places	-	1,108,412.50	1,108,412.50
22020413	Minor Road Maintenance	-	-	-
	TOTAL	4,057,516.45	20,156,639.18	24,214,155.63
ECONOMIC CODE	DESCRIPTION			
220205	TRAINING GENERAL	-	-	-
22020501	Local Training	2,798,910.13	998,860.10	3,797,770.23
22020502	International Training	-	-	-
22020503	Other Trainings	-	-	-
22020504	Seminars/Workshops and Conference	20,009,271.89	502,652.18	20,511,924.07
	TOTAL	22,808,182.02	1,501,512.28	24,309,694.30
ECONOMIC CODE	DESCRIPTION			
220206	OTHER SERVICE - GENERAL	-	-	-
22020601	Security Services	120,000,000.00	757,704.89	120,757,704.89
22020602	Office Rent	-	-	-
22020603	Residential Rent	-	-	-
22020604	Security Vote (Including Operations)	-	-	-
22020605	Cleaning and Fumigation Services	1,411,310.07	493,372.45	1,904,682.52
22020606	Land Uses Charges	-	-	-
22020607	Rescue Service	-	-	-
	TOTAL	121,411,310.07	1,251,077.34	122,662,387.41
ECONOMIC CODE	DESCRIPTION			
220207	CONSULTING & PROFESSIONAL SERVICE - GENERAL	-	-	-
22020701	Financial Consulting	21,063,802.77	135,922.30	21,199,725.08
22020702	Information Technology Consulting	-	-	-
22020703	Legal Services	-	290,636.07	290,636.07
22020704	Engineering Services	-	339,483.55	339,483.55
22020705	Architectural Services	-	-	-
22020706	Surveying Services	-	-	-
22020707	Agricultural Consulting	-	-	-
22020708	Medical Consulting	-	-	-
22020709	Other Consultancy Services	7,056,550.34	187,270.16	7,243,820.50
22020710	Auditing	13,760,273.17	51,554.07	13,811,827.24
	TOTAL	41,880,626.28	1,004,866.15	42,885,492.43
ECONOMIC CODE	DESCRIPTION			
220208	FUEL AND LUBRICANTS - GENERAL	-	-	-
22020801	Motor Vehicle Fuel Cost	-	344,381.19	344,381.19
22020802	Other Transport Equipments Fuel Cost	-	403,410.60	403,410.60
22020803	Plant/Generator Fuel Cost	-	286,485.97	286,485.97
22020804	Aircraft Fuel Cost	-	-	-
22020805	Boat Fuel Cost	-	-	-
22020806	Cooking Gas/Fuel Cost	-	-	-
	TOTAL	-	1,034,277.75	1,034,277.75

SCHEDULE OF DETAILED JOINT AND LOCAL GOVERNMENT EXPENDITURE CONT'D

ECONOMIC CODE	DESCRIPTION	-	-	-
220209	FINANCIAL CHARGES GENERAL	-	-	-
22020901	Bank charges (Other Than Interest)	81,397,420.46	81,562.51	81,478,982.97
22020902	Insurance Premium	-	-	-
22020903	Loss on Foreign Exchange	-	-	-
22020904	Other CRF Bank Charges	-	26,137.91	26,137.91
22020905	Admin Charges (JAAC)	-	-	-
	TOTAL	81,397,420.46	107,700.42	81,505,120.88
ECONOMIC CODE	DESCRIPTION	-	-	-
220210	MISCELLANEOUS EXPENSES - GENERAL	-	-	-
22021001	Refreshment and Meals	-	576,477.61	576,477.61
22021002	Honorarium and Sitting Allowance	1,498,745.95	313,190.97	1,811,936.92
22021003	Publicity and Advertisements	-	78,362.19	78,362.19
22021004	Medical Expenses - local	-	952,074.78	952,074.78
22021006	Postage and Courier Services	-	-	-
22021007	Welfare Packages	-	201,318.64	201,318.64
22021008	Subscription to Professional Bodies	-	152,960.92	152,960.92
22021009	Sporting Activities	-	340,772.40	340,772.40
22021010	Direct Teaching and Laboratory Cost	-	92,797.33	92,797.33
22021014	Annual Budget Expenses and Administration	-	33,510.15	33,510.15
22021019	Medical Expenses - International	-	-	-
22021020	Foreigh Scholarship Scheme	9,879,170.48	-	9,879,170.48
22021021	Special Days/Celebrations	705,655.03	355,723.08	1,061,378.12
22021022	Youth Corpers Allowance	-	-	-
22021023	Development Plan Preparation Expenses	-	-	-
22021024	Final Account Preparation Expenses	-	25,777.03	25,777.03
22021025	Other Miscellaneous Expenses	52,924.13	520,696.10	573,620.23
22021026	Monitoring and Evaluation	-	-	-
22021027	Daily Rate Allowances	-	15,466.22	15,466.22
	TOTAL	12,136,495.59	3,659,127.43	15,795,623.01
2203	LOANS AND ADVANCES	-	-	-
ECONOMIC CODE	DESCRIPTION	-	-	-
220301	STAFF LOANS AND ADVANCES - GENERAL	-	-	-
22030101	Motor Cycle Advances	-	-	-
22030102	Bicycle Advances	-	-	-
22030103	Refurbishing Advances	-	-	-
22030104	Correspondence Advances	-	-	-
22030105	Spectacle Advances	-	-	-
22030106	Motor Vehicle Advances	-	-	-
22030107	Furnishing Advances	-	-	-
22030108	Housing Loans	-	-	-
	TOTAL	-	-	-
2204	GRANTS AND CONTRIBUTIONS - GENERAL	-	-	-
ECONOMIC CODE	DESCRIPTION	-	-	-
220401	LOCAL GRANTS AND CONTRIBUTIONS	-	-	-
22040101	Grants to Other Government - Current	-	-	-
22040102	Grants to Other Government - Capital	-	-	-
22040103	Grants to Local government - Current	-	-	-
22040104	Grants to Local Government - Capital	-	-	-
22040105	Grants to Government Owned Companies - Current	-	-	-
22040106	Grant to Government Owned Companies - Capital	-	-	-

SCHEDULE OF DETAILED JOINT AND LOCAL GOVERNMENT EXPENDITURE CONT'D

22040107	Grants to Private Companies - Current	-	-	-
22040108	Grants to Private Companies - Capital	-	-	-
22040109	Grants to Communities/NGO's	-	-	-
22040110	Contribution to State University	-	76,840,763.89	76,840,763.89
22040111	Grants/Allocation to Development Areas	-	13,982,286.02	13,982,286.02
22040112	Contribution to Traditional Councils	-	82,879,596.97	82,879,596.97
22040113	Contribution to Ministry for Local Government Affairs	-	18,908,033.27	18,908,033.27
22040115	Contribution to Local Government Education Authority	-	230,252,739.78	230,252,739.78
22040116	Contribution to Primary Health Care Development Agency	-	152,700,281.53	152,700,281.53
22040117	Contribution to Local government Staff Pension Board	-	63,961,114.88	63,961,114.88
22040118	Contribution to Local Government Service Commission	-	15,368,152.78	15,368,152.78
22040119	Contribution to Auditor General Local Government	-	4,159,946.93	4,159,946.93
	TOTAL	-	659,052,916.04	659,052,916.04
ECONOMIC CODE	DESCRIPTION	-	-	-
220402	FOREIGN GRANTS AND CONTRIBUTION	-	-	-
	TOTAL	-	-	-
2205	SUBSIDIES GENERAL	-	-	-
ECONOMIC CODE	DESCRIPTION	-	-	-
220501	SUBSIDY TO GOVERNMENT OWNED COMPANIES & PARASTATALS	-	-	-
22050101	Subsidy to Government Owned Companies	-	-	-
22050102	Meals subsidy to Government Schools	-	-	-
22050104	Petroleum Subsidy	-	-	-
22050106	Agricultural Inputs Subsidy	-	-	-
22050108	Religious Pilgrimage Subsidy	26,040,434.90	-	26,040,434.90
	TOTAL	26,040,434.90	-	26,040,434.90
ECONOMIC CODE	DESCRIPTION	-	-	-
220502	SUBSIDY TO PRIVATE COMPANIES	-	-	-
22050201	Subsidy to Private Companies	-	-	-
	TOTAL	-	-	-
2206	PUBLIC DEBT CHARGES	-	-	-
ECONOMIC CODE	DESCRIPTION	-	-	-
220601	FOREIGN INTEREST / DISCOUNT - TREASURY BILL	-	-	-
22060101	Foreign Interest/Discount - Treasury Bill	-	-	-
22060102	Foreign Interest/Discount - Short term Borrowings	-	-	-
	TOTAL	-	-	-
ECONOMIC CODE	DESCRIPTION	-	-	-
220602	DOMESTIC INTEREST / DISCOUNT	-	-	-
22060201	Domestic Interest/Discount - Treasury Bill	-	-	-
22060202	Domestic Interest/Discount - Short term Borrowings	-	-	-
22060203	Settlement of Liabilities	-	-	-
	TOTAL	-	-	-

SCHEDULE OF DETAILED JOINT AND LOCAL GOVERNMENT EXPENDITURE CONT'D

ECONOMIC CODE	DESCRIPTION			
		-	-	-
220603	INSURANCE PREMIUM	-	-	-
22060301	Interest - Internal Public Debt	391,069,975.27	-	391,069,975.27
	TOTAL	391,069,975.27	-	391,069,975.27
ECONOMIC CODE	DESCRIPTION			
		-	-	-
2207	TRANSFERS	-	-	-
220701	TRANSFERS TO OTHER FUNDS	-	-	-
22070101	Transfer to CDF	-	-	-
22070102	Transfer to Sovereign Wealth Fund	-	-	-
22070103	Transfer to Sinking Fund	-	-	-
	TOTAL	-	-	-

SCHEDULE OF DETAILED JOINT AND LOCAL GOVERNMENT EXPENDITURE CONT'D

ECONOMIC ECONOMIC CODE	DESCRIPTION			
		-	-	-
23	CAPITAL EXPENDITURE GENERAL	-	-	-
230101	PURCHASE OF FIXED ASSETS - GENERAL	-	-	-
23010101	Purchase/Acquisition of Land	1,058,482.55	-	1,058,482.55
23010102	Purchase of Office Building	-	-	-
23010103	Purchase of Residential Buildings	-	-	-
23010104	Purchase of Motor Cycles	-	-	-
23010105	Purchase of Motor Vehicles	-	-	-
23010106	Purchase of Vans	-	-	-
23010107	Purchase of Trucks	-	-	-
23010108	Purchase of Buses	-	-	-
23010109	Purchase of Sea Boats	-	-	-
23010110	Purchase of Ships	-	-	-
23010111	Purchase of Trains	-	-	-
23010112	Purchase of Office Furniture and Fittings	-	-	-
23010113	Purchase of Computers	-	-	-
23010114	Purchase of Computer Printers	-	-	-
23010115	Purchase of Photocopying Machines	-	-	-
23010116	Purchase of Typewriters	-	-	-
23010117	Purchase of Shredding Machines	-	-	-
23010118	Purchase of Scanners	-	-	-
23010119	Purchase of Power Generating Set	-	-	-
23010120	Purchase of Canteen/ Kitchen Equipment	-	-	-
23010121	Purchase of Residential Furniture	-	-	-
23010122	Purchase of Health/Medical Equipment	-	-	-
23010123	Purchase of Fire Fighting Equipment	-	-	-
23010124	Purchase of Teaching/Learning Aid Equipment	-	-	-
23010125	Purchase of Library Books & Equipment	-	-	-
23010126	Purchase of Sporting/Gaming Equipment	-	-	-
23010127	Purchase of Agricultural Equipment/Irrigation	-	-	-
23010128	Purchase of Security Equipment	-	-	-
23010129	Purchase of Industrial Equipment	-	-	-
23010130	Purchase of Recreational Facilities	-	-	-
23010131	Purchase of Air Navigational Equipment	-	-	-
23010132	Purchase of Defense Equipment	-	-	-
23010133	Purchase of Surveying Equipment	-	-	-
23010134	Purchase of Diving Equipment	-	-	-
23010135	Kitting of Armed Forces Personnel	-	-	-
23010136	Baam Salatuting and Ceremonials	-	-	-
23010137	Purchase of Ship Spare/maintenance	-	-	-
23010138	Purchase of Aero Spares/Maintenance	-	-	-
23010139	Purchase of fertilizer	-	-	-
	PURCHASE OF FIXED ASSETS -TOTAL	1,058,482.55	-	1,058,482.55
230201	CONSTRUCTION/PROVISION OF FIXED ASSETS - GENERAL	-	-	-
23020101	Construction/Provision of Office Buildings	-	-	-
23020102	Construction/Provision of Residential Buildings	-	-	-
23020103	Construction/Provision of Electricity	-	-	-
23020104	Construction/Provision of Housing	-	-	-
23020105	Construction/Provision of Water Facilities	-	-	-
23020106	Construction/Provision of Hospital/Health Centers	-	-	-
23020107	Construction/Provision of Public Schools	-	-	-

SCHEDULE OF DETAILED JOINT AND LOCAL GOVERNMENT EXPENDITURE CONT'D

23020110	Construction/Provision of Fire Fighting Stations	-	-	-
23020111	Construction/Provision of Libraries	-	-	-
23020112	Construction/Provision of Sporting Facilities	-	-	-
23020113	Construction/Provision of Agricultural Facilities	-	-	-
23020114	Construction/Provision of Roads	22,218,565.87	6,304,788.91	28,523,354.78
23020115	Construction/Provision of Rail- ways	-	-	-
23020116	Construction/Provision of Water -Ways	-	-	-
23020117	Construction/Provision of Airport/Aerodromes	-	-	-
23020118	Construction/Provision of Infrastructure	-	-	-
23020119	Construction/Provision of Recreational Facilities	-	-	-
23020122	Construction of Boundary Pillars/Right Ways	-	-	-
23020123	Construction of Traffic Lights/Street Lights	-	-	-
23020124	Construction of Markets/Parks	-	-	-
23020125	Construction of Power generating Plants	-	-	-
23020126	Construction/Provision of Cemeteries	-	-	-
23020127	Construction/Provision of ICT Infrastructures	-	-	-
	CONSTRUCTION/PROVISION OF FIXED ASSETS - TOTAL	22,218,565.87	6,304,788.91	28,523,354.78
	230301 REHABILITATION/REPAIRS OF FIXED ASSETS - GENERAL	-	-	-
23030101	Rehabilitation/Repairs - Residential Building	2,744,998.08	-	2,744,998.08
23030102	Rehabilitation/Repairs - Electricity	-	-	-
23030103	Rehabilitation/Repairs - Housing	-	-	-
23030104	Rehabilitation/Repairs - Water Facilities	-	-	-
23030105	Rehabilitation/Repairs - Hospital/Health Centers	-	-	-
23030106	Rehabilitation/Repairs - Public Schools	-	-	-
23030109	Rehabilitation/Repairs - Fire Fighting Stations	-	-	-
23030110	Rehabilitation/Repairs - Libraries	-	-	-
23030111	Rehabilitation/Repairs - Sporting Facilities	-	-	-
23030112	Rehabilitation/Repairs - Agricultural Facilities	-	-	-
23030113	Rehabilitation/Repairs - Roads	-	-	-
23030114	Rehabilitation/Repairs - Rail Ways	-	-	-
23030115	Rehabilitation/Repairs - Water Ways	-	-	-
23030116	Rehabilitation/Repairs - Air Port/Aerodromes	-	-	-
23030118	Rehabilitation/Repairs - Recreational Facilities	-	-	-
23030119	Rehabilitation/Repairs - Air Navigational Equipment	-	-	-
23030121	Rehabilitation/Repairs - Office Buildings	-	-	-
23030122	Rehabilitation/Repairs - Boundaries	-	-	-
23030123	Rehabilitation/Repairs - Traffic/Street Lights	-	-	-
23030124	Rehabilitation/Repairs - Markets/parks	-	-	-
23030125	Rehabilitation/Repairs - Power Generating Plants	-	-	-
23030126	Rehabilitation/Repairs of Cemeteries	-	-	-
23030127	Rehabilitation/Repairs -ICT Infrastructures	-	-	-
	REHABILITATION/REPAIRS OF FIXED ASSETS - TOTAL	2,744,998.08	-	2,744,998.08
	230401 PRESERVATION OF THE ENVIRONMENT - GNERAL	-	-	-
23040101	Tree Planting	-	-	-
23040102	Erosion & Flood Control	-	-	-
23040103	Wild life Conservation	-	-	-
23040104	Industrial Pollution Preservation & Control	-	-	-
23040105	Water Pollution Prevention & Control	-	-	-
	PRESERVATION OF THE ENVIRONMENT - TOTAL	-	-	-

SCHEDULE OF DETAILED JOINT AND LOCAL GOVERNMENT EXPENDITURE CONT'D

230501	ACQUISITION OF NON TANGIBLE ASSETS	-	-	-
23050101	Research and Development	-	-	-
23050102	Computer Software Acquisition	-	-	-
23050103	Monitoring and Evaluation	-	-	-
23050104	Anniversaries/Celebration	-	-	-
23050107	Margin For Increase In Costs	-	-	-
23050128	Repayment of Capital Loan	-	-	-
	ACQUISITION OF NON TANGIBLE ASSETS - TOTAL	-	-	-
	CAPITAL EXPENDITURE TOTAL	26,022,046.50	6,304,788.91	32,326,835.41